

THIS DOCUMENT AND THE IDEAS AND DESIGNS INCORPORATED HEREIN AS AN INSTRUMENT OF PROFESSIONAL SERVICE IS THE PROPERTY OF EMBOS DESIGN, INC. AND IS NOT TO BE USED IN WHOLE OR IN PART FOR ANY OTHER PROJECT WITHOUT THE WRITTEN AUTHORIZATION OF EMBOS DESIGN, INC. ALL RIGHTS RESERVED.



# Design that Makes A Mark.

**The Crossroads Center**  
2114 Reading Road, Cincinnati, Ohio, 45202



EmbossDesign.com 906 Monmouth Street,  
(859)431-8612 Newport, KY 41071



EMMA ADKISSON, LIC# 2118357  
EXPIRATION DATE 12/31/2025

## Drawing List

GENERAL	
G000	COVER
G001	SPECIFICATIONS
G002	DOOR HARDWARE SPECS
G003	DOOR HARDWARE SETS
G101	LIFE SAFETY PLANS
G102	LIFE SAFETY PLANS
G103	WALL TYPES AND UL ASSEMBLIES
G104	UL ASSEMBLIES

SURVEY	
1 OF 1	BOUNDARY AND TOPOGRAPHIC SURVEY

CIVIL	
C100	SITE NOTES
C101	SITE DETAILS
C102	SITE DETAILS
C201	EXISTING CONDITIONS
C202	SITE DEMOLITION PLAN
C300	SITE LAYOUT PLAN
C400	SITE UTILITY PLAN
C401	GC/W BRANCH APPLICATION PLAN
C500	SITE GRADING & EROSION CONTROL PLAN
C501	GRADING ENLARGEMENT

LANDSCAPE	
L100	PLANTING NOTES AND DETAILS
L101	PLANTING SPECIFICATIONS - PLANTS
L102	PLANTING SPECIFICATIONS - SITE RESTORATION
L200	PLANTING PLAN ZONING MINIMUM

ARCHITECTURAL SITE	
AS100	ARCHITECTURAL SITE DEMOLITION PLANS
AS101	ARCHITECTURAL SITE PLAN
AS102	ARCHITECTURAL SITE DETAILS

ARCHITECTURAL	
A100	FIRST FLOOR PLAN
A101	SECOND FLOOR PLAN
A102	THIRD FLOOR PLAN
A103	ROOF PLAN
A200	EXTERIOR ELEVATIONS
A201	EXTERIOR ELEVATIONS
A202	BUILDING SECTIONS
A300	ENLARGED PLANS
A301	INTERIOR ELEVATIONS
A302	ENLARGED STAIR & ELEVATOR PLANS, SECTIONS, & DETAILS
A400	FIRST FLOOR REFLECTED CEILING PLAN
A401	SECOND FLOOR REFLECTED CEILING PLAN
A402	THIRD FLOOR REFLECTED CEILING PLAN
A500	WALL SECTIONS
A501	WALL SECTIONS
A502	WALL SECTIONS
A503	WALL SECTIONS
A504	WALL SECTIONS
A510	DETAILS
A600	OPENING SCHEDULES, TYPES, AND DETAILS
A601	OPENING SCHEDULES, TYPES, AND DETAILS
A602	FINISH SCHEDULE
A900	FIRST FLOOR FURNITURE & SIGNAGE PLAN
A901	SECOND FLOOR FURNITURE & SIGNAGE PLAN
A902	THIRD FLOOR FURNITURE & SIGNAGE PLAN

STRUCTURAL	
S001	GENERAL STRUCTURAL NOTES
S002	GENERAL STRUCTURAL NOTES
S110	FOUNDATION PLAN
S120	SECOND FLOOR FRAMING PLAN
S130	THIRD FLOOR FRAMING PLAN
S140	ROOF FRAMING PLAN
S200	EXTERIOR ELEVATIONS
S201	EXTERIOR ELEVATIONS
S300	TYPICAL DETAILS
S310	FOUNDATION SECTIONS
S311	FOUNDATION SECTIONS

STRUCTURAL	
S320	FRAMING SECTIONS
S321	FRAMING SECTIONS
S330	FRAMING SECTIONS

FIRE PROTECTION	
FP100	FIRE PROTECTION FIRST FLOOR PLAN
FP101	FIRE PROTECTION SECOND FLOOR PLAN
FP102	FIRE PROTECTION THIRD FLOOR PLAN

PLUMBING	
P100A	PLUMBING FIRST FLOOR SANITARY VENT AND GAS PLAN
P100B	PLUMBING FIRST FLOOR DOMESTIC WATER PLAN
P101A	PLUMBING SECOND FLOOR WASTE, VENT, STORM AND GAS PLAN
P101B	PLUMBING SECOND FLOOR DOMESTIC WATER PLAN
P102	PLUMBING SANITARY VENT, AND GAS THIRD FLOOR PLAN
P103	PLUMBING ROOF PLAN
P200	PLUMBING DETAILS
P201	PLUMBING DETAILS

MECHANICAL	
M100 A	MECHANICAL PLAN 1ST FLOOR AREA A
M100 B	MECHANICAL PLAN - 1ST FLOOR AREA B
M102 A	MECHANICAL PLAN - 2ND FLOOR AREA A
M102 B	MECHANICAL PLAN - 2ND FLOOR AREA B
M103 A	MECHANICAL PLAN - 3RD FLOOR AREA A
M103 B	MECHANICAL PLAN - 3RD FLOOR AREA B
M104	MECHANICAL PLAN - ROOF
M200	MECHANICAL DUCT RISERS

ELECTRICAL	
E000	ELECTRICAL LEGENDS AND SYMBOLS
E100	POWER PLAN - 1ST FLOOR
E101	POWER PLAN - 2ND FLOOR
E102	POWER PLAN - 3RD FLOOR
E103	POWER PLAN - ROOF
E200	LIGHTING PLAN - 1ST FLOOR
E200.1	REFLECTED CEILING PLAN 1ST FLOOR
E201	LIGHTING PLAN - 2ND FLOOR
E201.1	REFLECTED CEILING PLAN 2ND FLOOR
E202	LIGHTING PLAN - 3RD FLOOR
E202.1	REFLECTED CEILING PLAN 3RD FLOOR
E300	ELECTRICAL SITE PLAN
E301	ELECTRICAL SITE PHOTOMETRIC PLAN
E400	ELECTRICAL DETAILS
E401	ELECTRICAL DETAILS
E402	ELECTRICAL SINGLE LINE DIAGRAM
E500	GENERATOR DETAILS FOR REFERENCE ONLY

MECHANICAL	
M100 A	MECHANICAL PLAN 1ST FLOOR AREA A
M100 B	MECHANICAL PLAN - 1ST FLOOR AREA B
M102 A	MECHANICAL PLAN - 2ND FLOOR AREA A
M102 B	MECHANICAL PLAN - 2ND FLOOR AREA B
M103 A	MECHANICAL PLAN - 3RD FLOOR AREA A
M103 B	MECHANICAL PLAN - 3RD FLOOR AREA B
M104	MECHANICAL PLAN - ROOF
M200	MECHANICAL DUCT RISERS

TECHNOLOGY	
T001	TECHNOLOGY LEGEND
T002	TECHNOLOGY LEGEND
T003	TECHNOLOGY NOTES
TC101	COMPOSITE PATHWAY FIRST FLOOR REFLECTIVE CEILING PLAN
TC102	COMPOSITE PATHWAY SECOND FLOOR REFLECTIVE CEILING PLAN
TC103	COMPOSITE PATHWAY THIRD FLOOR REFLECTIVE CEILING PLAN
TN010	DATA SITE PLAN
TN101	DATA FIRST FLOOR PLAN
TN102	DATA SECOND FLOOR PLAN
TN103	DATA THIRD FLOOR PLAN
TN401	TECHNOLOGY ROOM 218A ENLARGED AND ELEVATION PLANS
TN501	DATA DETAILS
TN601	TECHNOLOGY DATA DROP COUNT
TA010	AUDIO VISUAL SITE PLAN
TA101	AUDIO VISUAL FIRST FLOOR PLAN
TA102	AUDIO VISUAL SECOND FLOOR PLAN
TA103	AUDIO VISUAL THIRD FLOOR PLAN
TY010	SECURITY SITE PLAN
TY101	SECURITY FIRST FLOOR PLAN
TY102	SECURITY SECOND FLOOR PLAN
TY103	SECURITY THIRD FLOOR PLAN
TY501	SECURITY DETAILS
TY502	SECURITY DETAILS
TY503	SECURITY DETAILS
TY601	SECURITY SCHEDULES

## Team

**Owner:**  
THE CROSSROADS CENTER  
311 Martin Luther King Dr. E., Cincinnati, OH 45219  
Ph: 513.475.5300

**Architect:**  
EMBOS  
906 Monmouth Street, Newport, KY 41071  
Ph: 859.431.8612

**Civil Engineer:**  
BAYER BECKER  
1404 Race Street, Suite 204, Cincinnati, OH 45202  
Ph: 513.834.6151

**Technology:**  
BCL ENTERPRISE  
6834 Cherry Laurel Dr., Liberty Township, OH 45044  
Ph: 513.860.2615

**Contractor:**  
MODEL GROUP  
1826 Race Street, Cincinnati, OH 45202  
Ph: 513.559.0048

**Structural Engineer:**  
ADVANTAGE STRUCTURAL ENGINEERS  
1527 MADISON RD, Cincinnati, OH 45206  
Ph: 513.396.8900

**MEP Engineer:**  
ENGINEERED BUILDING SYSTEMS  
515 Monmouth Street, Newport, KY 41071  
Ph: 859.261.0585



Vicinity Map

**The Crossroads Center**  
2114 Reading Road, Cincinnati, Ohio, 45202

NO.	DESCRIPTION	DATE
1	PERMIT SET	08/09/24
1	ADDENDUM 1	08/29/24

COVER	
23-056	

1 STANDARD ACCESSIBLE MOUNTING HEIGHTS	
G000	SCALE: 1/4" = 1'-0"

SD NAME	DESCRIPTION	SYMBOL	DESCRIPTION	SYMBOL
101	DOOR TAG	(101)	INTERIOR ELEVATION MARKER	1Ref
1i	STOREFRONT TAG	(1i)	EXTERIOR ELEVATION MARKER	Ref
W1	WINDOW TAG	(W1)	BUILDING SECTION MARKER	1 SIM
A1.1	WALL TYPE TAG	(A1.1)	WALL SECTION MARKER	1 SIM
10A	TOILET & BATH ACCESSORY TAG	(10A)	ROOM NAME, ROOM NUMBER, AREA (OPTIONAL)	(101)
10	LEVEL LINE OR POINT ELEVATION	(10)	ELEVATION NUMBER, SHEET NUMBER	(101)
X	CONSTRUCTION NOTE	(X)	ELEVATION NUMBER, SHEET NUMBER	(101)
1	REVISION TAG	(1)	ALIGN FINISH FACE ABOVE FINISH FLOOR, CENTERLINE, CEILING, CONTROL JOINT, EXPANSION JOINT, EQUAL, FIRE EXTINGUISHER MOUNTED W/ WALL BRACKET, FIRE EXTINGUISHER IN CABINET, TYPICAL, ON CENTER, UNLESS NOTED OTHERWISE	(101)

**Symbol Legend & Abbreviations**



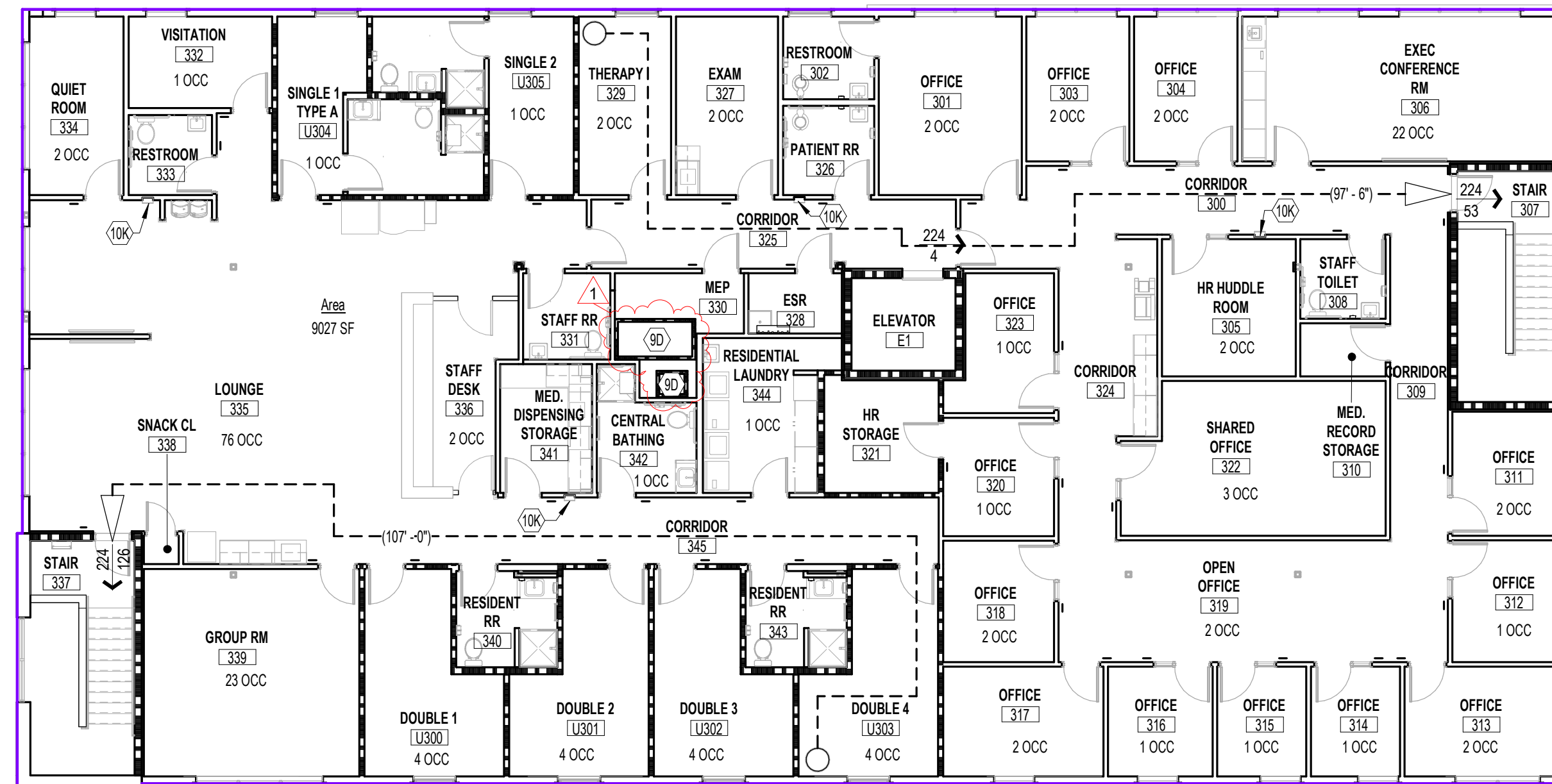


THIS DOCUMENT AND THE IDEAS AND DESIGNS INCORPORATED HEREIN AS AN INSTRUMENT OF PROFESSIONAL SERVICE IS THE PROPERTY OF EMBOSS DESIGN INC. AND IS NOT TO BE USED IN WHOLE OR IN PART FOR ANY OTHER PROJECT WITHOUT THE WRITTEN AUTHORIZATION OF EMBOSS. COPYRIGHT 2023 EMBOSSDSIGN INC., ALL RIGHTS RESERVED.

Area Based Occupant Load - Third Floor (for Egress Design)

#	Name	Area	Occ/SF	OLF GrossNet	Persons
300	CORRIDOR	268 SF	0 SF		
301	OFFICE	192 SF	100 SF	Gross	2
302	RESTROOM	57 SF	0 SF		
303	OFFICE	112 SF	100 SF	Gross	2
304	OFFICE	113 SF	100 SF	Gross	2
305	HR HUDDLE ROOM	138 SF	100 SF	Gross	2
306	EXEC CONFERENCE RM	323 SF	15 SF	Net	22
307	STAIR	175 SF	0 SF		
308	STAFF TOILET	51 SF	0 SF		
309	CORRIDOR	278 SF	0 SF		
310	MED. RECORD STORAGE	34 SF	300 SF	Gross	1
311	OFFICE	103 SF	100 SF	Gross	2
312	OFFICE	101 SF	100 SF	Gross	1
313	OFFICE	130 SF	100 SF	Gross	2
314	OFFICE	74 SF	100 SF	Gross	1
315	OFFICE	74 SF	100 SF	Gross	1
316	OFFICE	86 SF	100 SF	Gross	1
317	OFFICE	132 SF	100 SF	Gross	2
318	OFFICE	101 SF	100 SF	Gross	2
319	OPEN OFFICE	156 SF	100 SF	Gross	2
320	OFFICE	99 SF	100 SF	Gross	1
321	HR STORAGE	98 SF	300 SF	Gross	1
322	SHARED OFFICE	290 SF	100 SF	Gross	3
323	OFFICE	99 SF	100 SF	Gross	1
324	CORRIDOR	241 SF	0 SF		
325	CORRIDOR	189 SF	0 SF		
326	PATIENT RR	61 SF	0 SF		
327	EXAM	137 SF	100 SF	Gross	2
328	ESR	42 SF	300 SF	Gross	1
329	THERAPY	124 SF	100 SF	Gross	2
330	MEP	91 SF	300 SF	Gross	1
331	STAFF RR	57 SF	0 SF		
332	VISITATION	99 SF	100 SF	Gross	1
333	RESTROOM	50 SF	0 SF		
334	QUIET ROOM	126 SF	100 SF	Gross	2
335	LOUNGE	1139 SF	15 SF	Net	76
336	STAFF DESK	131 SF	100 SF	Gross	2
337	STAIR	178 SF	0 SF		
338	SNACK CL	7 SF	0 SF		
339	GROUP RM	336 SF	15 SF	Net	23
340	RESIDENT RR	70 SF	0 SF		
341	MED. DISPENSING STORAGE	89 SF	300 SF	Gross	1
342	CENTRAL BATHING	79 SF	0 SF		
343	RESIDENT RR	70 SF	0 SF		
344	RESIDENTIAL LAUNDRY	138 SF	300 SF	Gross	1
345	CORRIDOR	267 SF	0 SF		
U300	DOUBLE 1	176 SF	50 SF	Gross	4
U301	DOUBLE 2	175 SF	50 SF	Gross	4
U302	DOUBLE 3	176 SF	50 SF	Gross	4
U303	DOUBLE 4	175 SF	50 SF	Gross	4
U304	SINGLE 1 - TYPE A	197 SF	200 SF	Gross	1
U305	SINGLE 2	185 SF	200 SF	Gross	1

181



MAGNETIC PLAN  
**2** THIRD FLOOR  
 G102 SCALE: 3/32" = 1'-0"

GENERAL NOTES - CODE PLAN

- A. ALL FIRE RATED PARTITIONS IN DWELLING UNIT CORRIDOR AND DWELLING UNIT SEPARATION WALLS SHALL BE 5/8" TYPE "X" GYPSUM BOARD, EACH SIDE. OVER 2x4 OR 2x6 WOOD STUDS. (1) HOUR PER UL U307 OR U305
- B. ALL FIRE RATED STAIR AND ELEVATOR SHAFT WALLS SHALL BE 8" CMU AND RATED FOR (1) HOUR PER UL U905.
- C. ALL FLOOR-CEILING ASSEMBLIES ABOVE AND BELOW DWELLING UNITS SHALL BE RATED FOR (1) HOUR PER UL L526

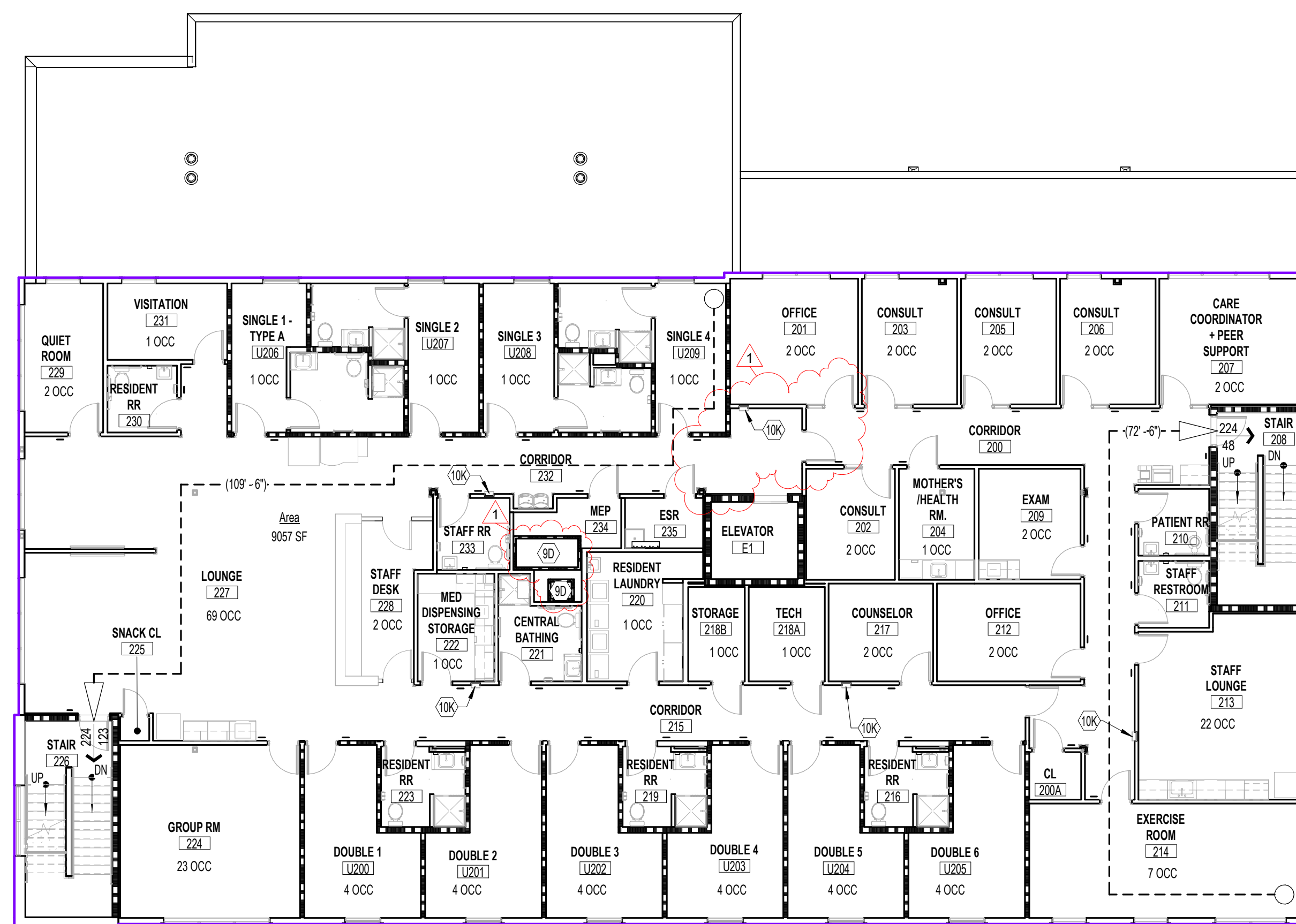
SHEET KEYNOTES

- 9D 1-HR RATED SHAFT ENCLOSURE
- 10K FIRE EXTINGUISHER IN SEMI RECESSED FIRE EXTINGUISHER CABINET

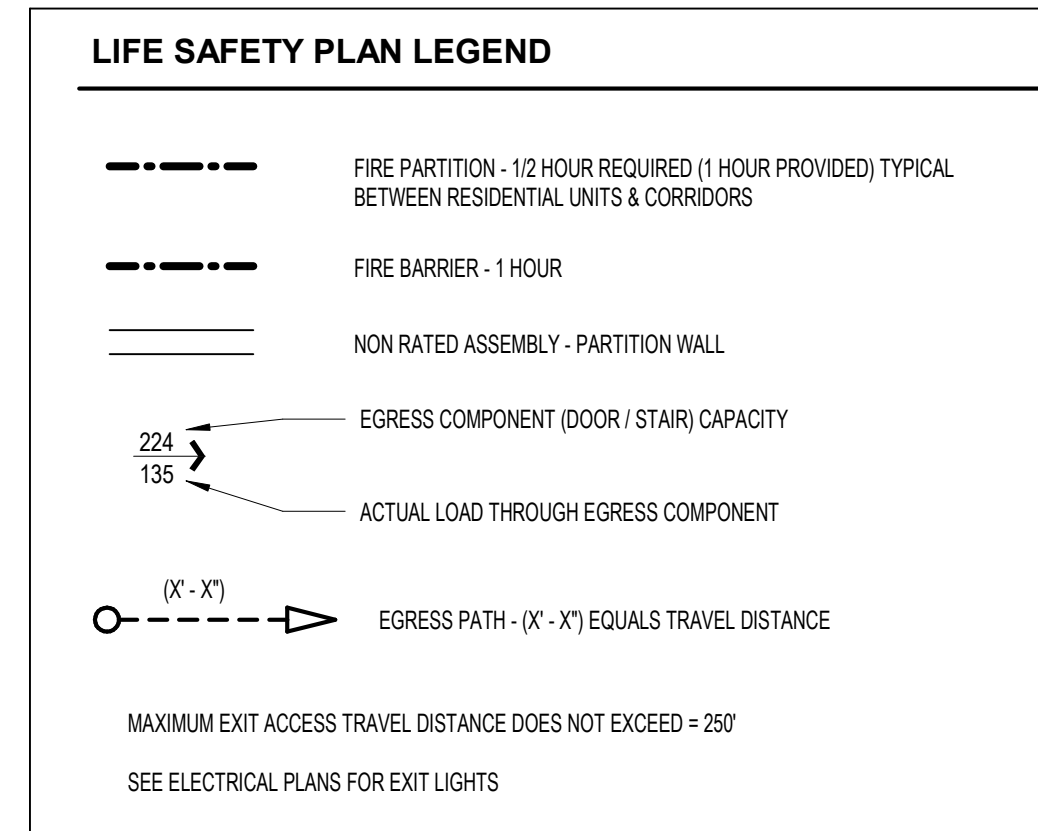
Area Based Occupant Load - Second Floor (for Egress Design)

#	Name	Area	Occ/SF	OLF GrossNet	Persons
200	CORRIDOR	481 SF	0 SF		
200A	CL	27 SF	0 SF		
201	OFFICE	173 SF	100 SF	Gross	2
202	CONSULT	106 SF	100 SF	Gross	2
203	CONSULT	129 SF	100 SF	Gross	2
204	MOTHER'S HEALTH RM.	90 SF	100 SF	Gross	1
205	CONSULT	129 SF	100 SF	Gross	2
206	CONSULT	129 SF	100 SF	Gross	2
207	CARE COORDINATOR + PEER SUPPORT	197 SF	100 SF	Gross	2
208	STAIR	175 SF	0 SF		
209	EXAM	121 SF	100 SF	Gross	2
210	PATIENT RR	51 SF	0 SF		
211	STAFF RESTROOM	51 SF	0 SF		
212	OFFICE	151 SF	100 SF	Gross	2
213	STAFF LOUNGE	319 SF	15 SF	Net	22
214	EXERCISE ROOM	340 SF	50 SF	Gross	7
215	CORRIDOR	413 SF	0 SF		
216	RESIDENT RR	70 SF	0 SF		
217	COUNSELOR	110 SF	100 SF	Gross	2
218A	TECH	77 SF	300 SF	Gross	1
218B	STORAGE	58 SF	300 SF	Gross	1
219	RESIDENT RR	70 SF	0 SF		
220	RESIDENT LAUNDRY	139 SF	300 SF	Gross	1
221	CENTRAL BATHING	79 SF	0 SF		
222	MED DISPENSING STORAGE	89 SF	300 SF	Gross	1
223	RESIDENT RR	70 SF	0 SF		
224	GROUP RM	336 SF	15 SF	Net	23
225	SNACK CL	7 SF	0 SF		
226	STAIR	178 SF	0 SF		
227	LOUNGE	1022 SF	15 SF	Net	69
228	STAFF DESK	131 SF	100 SF	Gross	2
229	QUIET ROOM	126 SF	100 SF	Gross	2
230	RESIDENT RR	50 SF	0 SF		
231	VISITATION	99 SF	100 SF	Gross	1
232	CORRIDOR	337 SF	0 SF		
233	STAFF RR	57 SF	0 SF		
234	MEP	84 SF	300 SF	Gross	1
235	ESR	42 SF	300 SF	Gross	1
U200	DOUBLE 1	176 SF	50 SF	Gross	4
U201	DOUBLE 2	175 SF	50 SF	Gross	4
U202	DOUBLE 3	176 SF	50 SF	Gross	4
U203	DOUBLE 4	175 SF	50 SF	Gross	4
U204	DOUBLE 5	176 SF	50 SF	Gross	4
U205	DOUBLE 6	175 SF	50 SF	Gross	4
U206	SINGLE 1 - TYPE A	197 SF	200 SF	Gross	1
U207	SINGLE 2	185 SF	200 SF	Gross	1
U208	SINGLE 3	186 SF	200 SF	Gross	1
U209	SINGLE 4	186 SF	200 SF	Gross	1

178



MAGNETIC PLAN  
**1** SECOND FLOOR  
 G102 SCALE: 3/32" = 1'-0"



EmbossDesign.com 906 Monmouth Street,  
 (859)431-8612 Newport, KY 41071



EMMA ADKISSON, LIC# 2118357  
 EXPIRATION DATE 12/31/2025

**The Crossroads Center**  
 2114 Reading Road, Cincinnati, Ohio, 45202

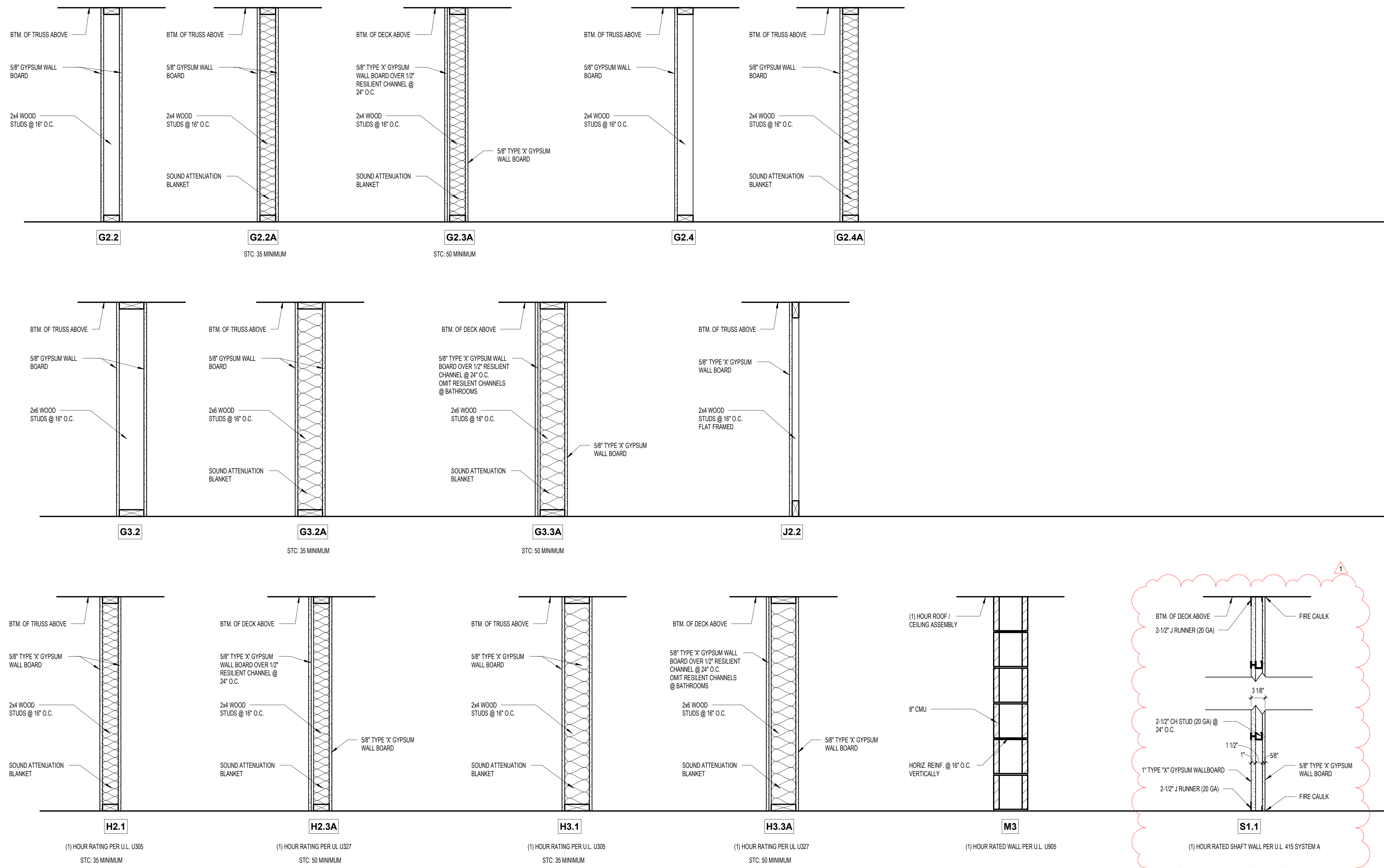
NO.	DESCRIPTION	DATE
1	PERMIT SET	08/09/24
	ADDENDUM 1	08/29/24

LIFE SAFETY PLANS

23-056

**G102**


THIS DOCUMENT AND THE IDEAS AND DESIGNS INCORPORATED HEREIN AS AN INSTRUMENT OF PROFESSIONAL SERVICE IS THE PROPERTY OF EMBOSS DESIGN INC. AND IS NOT TO BE USED IN WHOLE OR IN PART FOR ANY OTHER PROJECT WITHOUT THE WRITTEN AUTHORIZATION OF EMBOSS. COPYRIGHT 2023, EMBOSS DESIGN INC., ALL RIGHTS RESERVED.



**1 WALL TYPE SECTIONS**  
G103 SCALE: 1" = 1'-0"



EmbossDesign.com 906 Monmouth Street,  
(859)431-8612 Newport, KY 41071



EMMA ADKISSON, LIC# 2118357  
EXPIRATION DATE 12/31/2025

**The Crossroads Center**  
2114 Reading Road, Cincinnati, Ohio, 45202

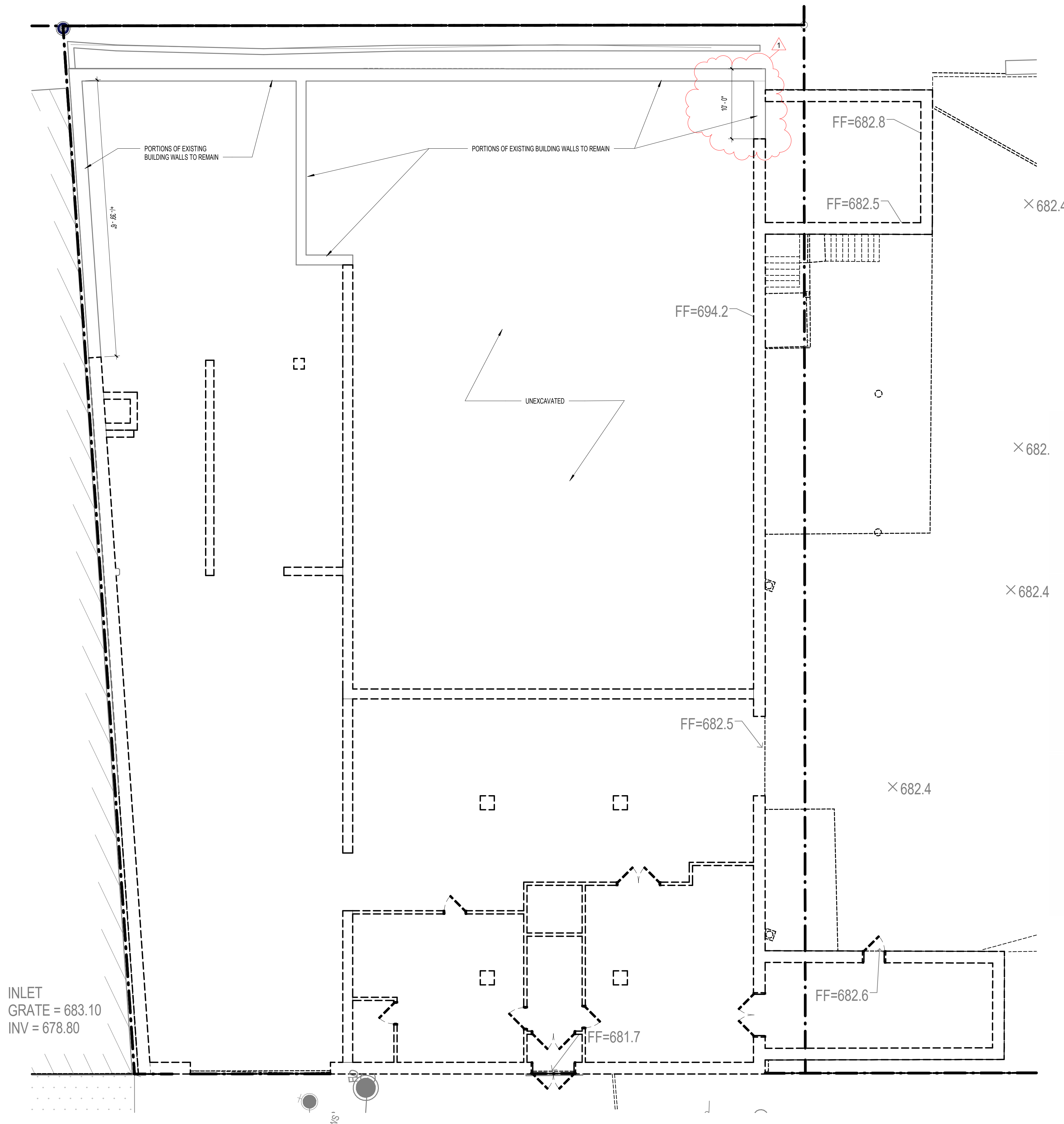
NO.	DESCRIPTION	DATE
1	PERMIT SET	08/09/24
	ADDENDUM 1	08/29/24

WALL TYPES AND UL ASSEMBLIES

23-056

**G103**

THIS DOCUMENT AND THE IDEAS AND DESIGNS INCORPORATED HEREIN, AS AN INSTRUMENT OF PROFESSIONAL SERVICE, IS THE PROPERTY OF EMBOSS DESIGN, P.C. AND IS NOT TO BE USED IN WHOLE OR IN PART FOR ANY OTHER PROJECT, WITHOUT THE WRITTEN AUTHORIZATION OF EMBOSS. COPYRIGHT 2023, EMBOSSESDSIGN, P.C., ALL RIGHTS RESERVED.



**2 PARTIAL SITE DEMO PLAN**  
AS100 SCALE: 1/8" = 1'-0"

**GENERAL NOTES - DEMO PLANS**

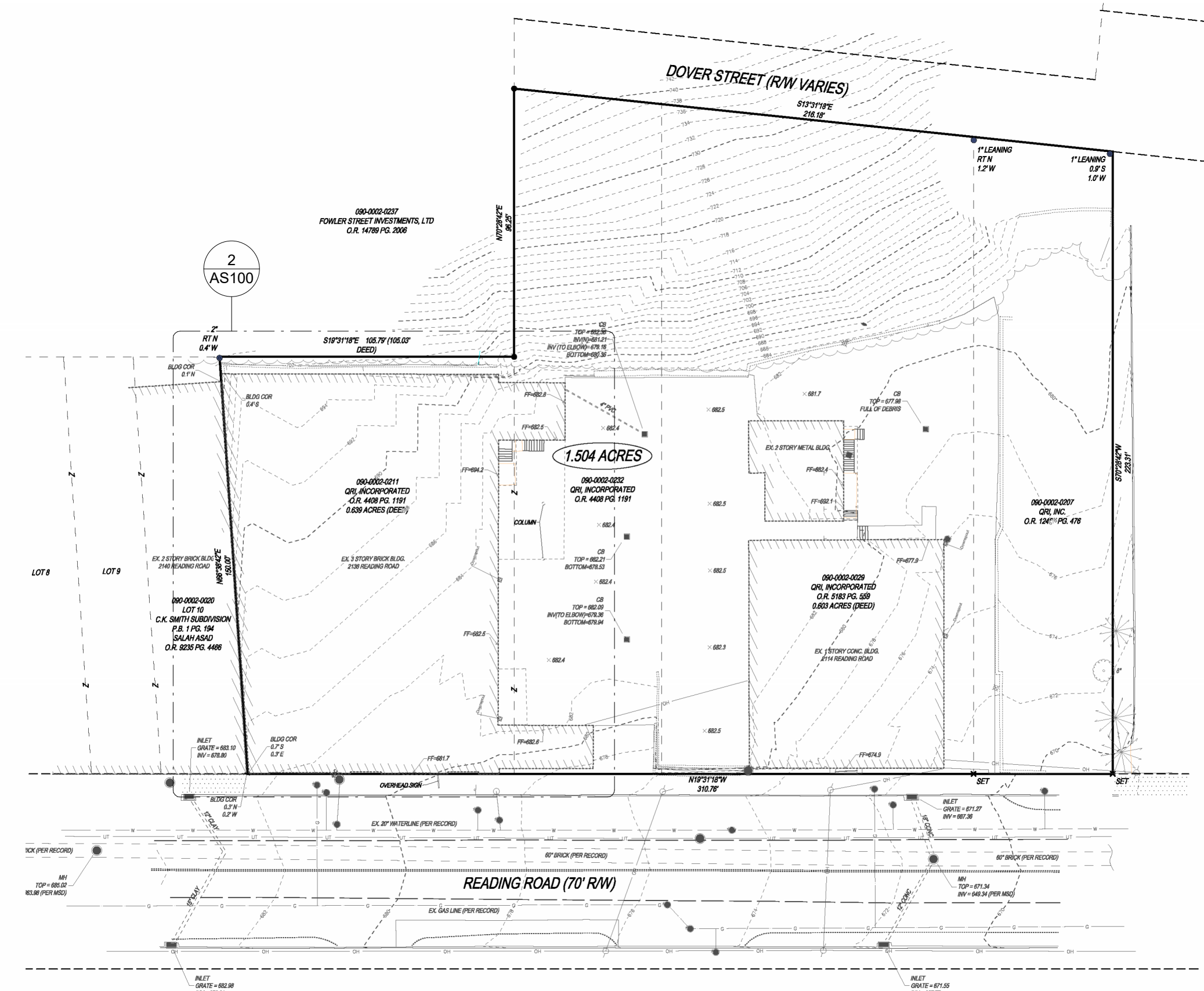
A. REFER TO CIVIL DRAWINGS FOR ADDITIONAL INFORMATION ON THE EXTENTS OF THE PARTIAL BUILDING DEMOLITION SHOWN ON THIS PLAN.

B. REFER TO CIVIL DRAWINGS FOR ADDITIONAL SITE DEMOLITION, UTILITY ALTERATIONS, GRADING MODIFICATIONS, AND ALL OTHER SITE RELATED ALTERATIONS.

**DEMO PLAN LEGEND**

— EXISTING CONSTRUCTION TO REMAIN


- - - EXISTING CONSTRUCTION TO BE REMOVED



**1 KEY PLAN - EXISTING SITE**  
AS100 SCALE: 1/2" = 1'-0"



EmbossDesign.com 906 Monmouth Street,  
(859)431-8612 Newport, KY 41071



EMMA ADKISSON, LIC# 2118357  
EXPIRATION DATE 12/31/2025

**The Crossroads Center**  
2114 Reading Road, Cincinnati, Ohio, 45202

NO.	DESCRIPTION	DATE
	PERMIT SET	08/09/24
1	ADDENDUM 1	08/29/24

ARCHITECTURAL SITE  
DEMOLITION PLANS

23-056

**AS100**

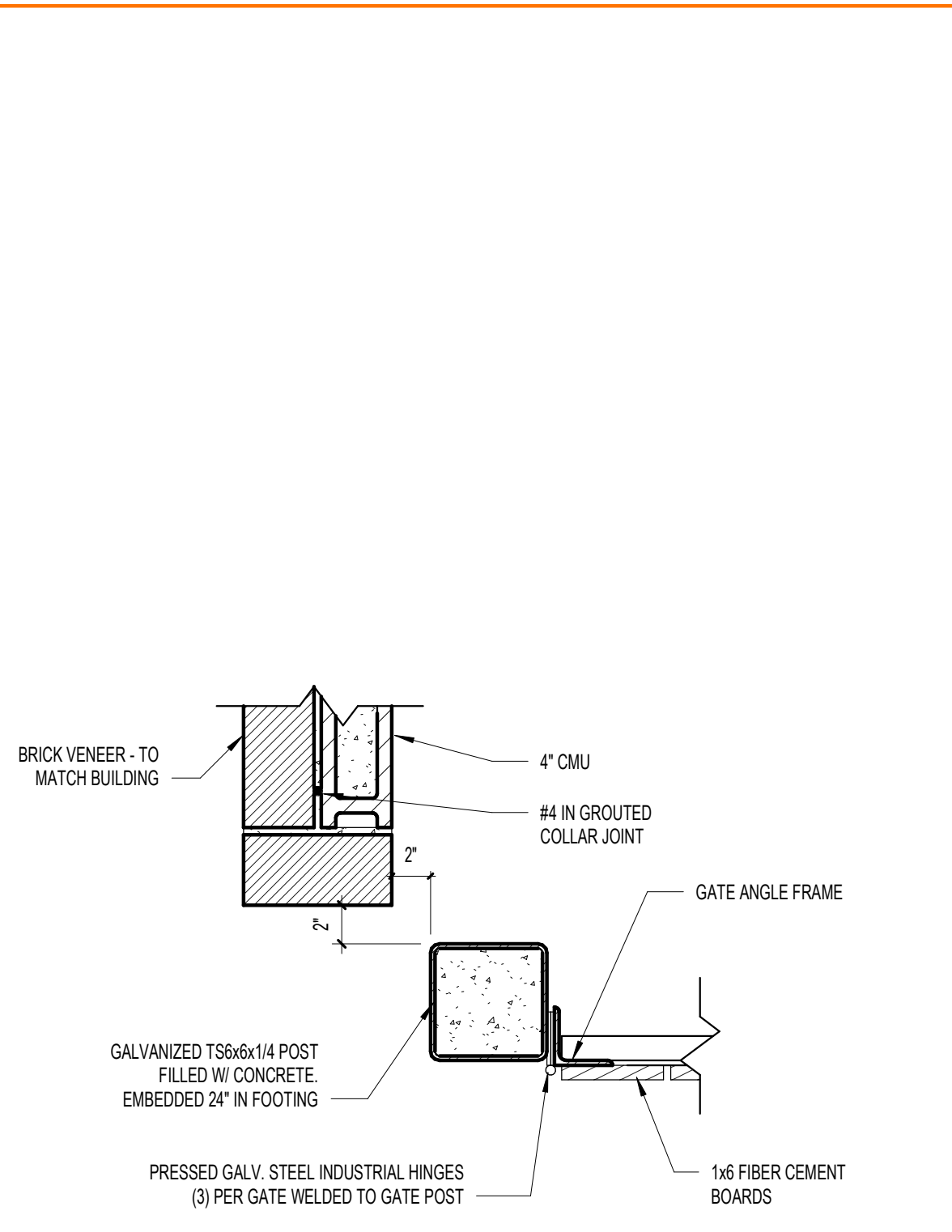
THIS DOCUMENT AND THE IDEAS AND DESIGNS INCORPORATED HEREIN AS AN INSTRUMENT OF PROFESSIONAL SERVICE IS THE PROPERTY OF EMBOSS DESIGN INC. AND IS NOT TO BE USED IN WHOLE OR IN PART FOR ANY OTHER PROJECT WITHOUT THE WRITTEN AUTHORIZATION OF EMBOSS. COPYRIGHT 2023. EMBOSS DESIGN INC., ALL RIGHTS RESERVED.



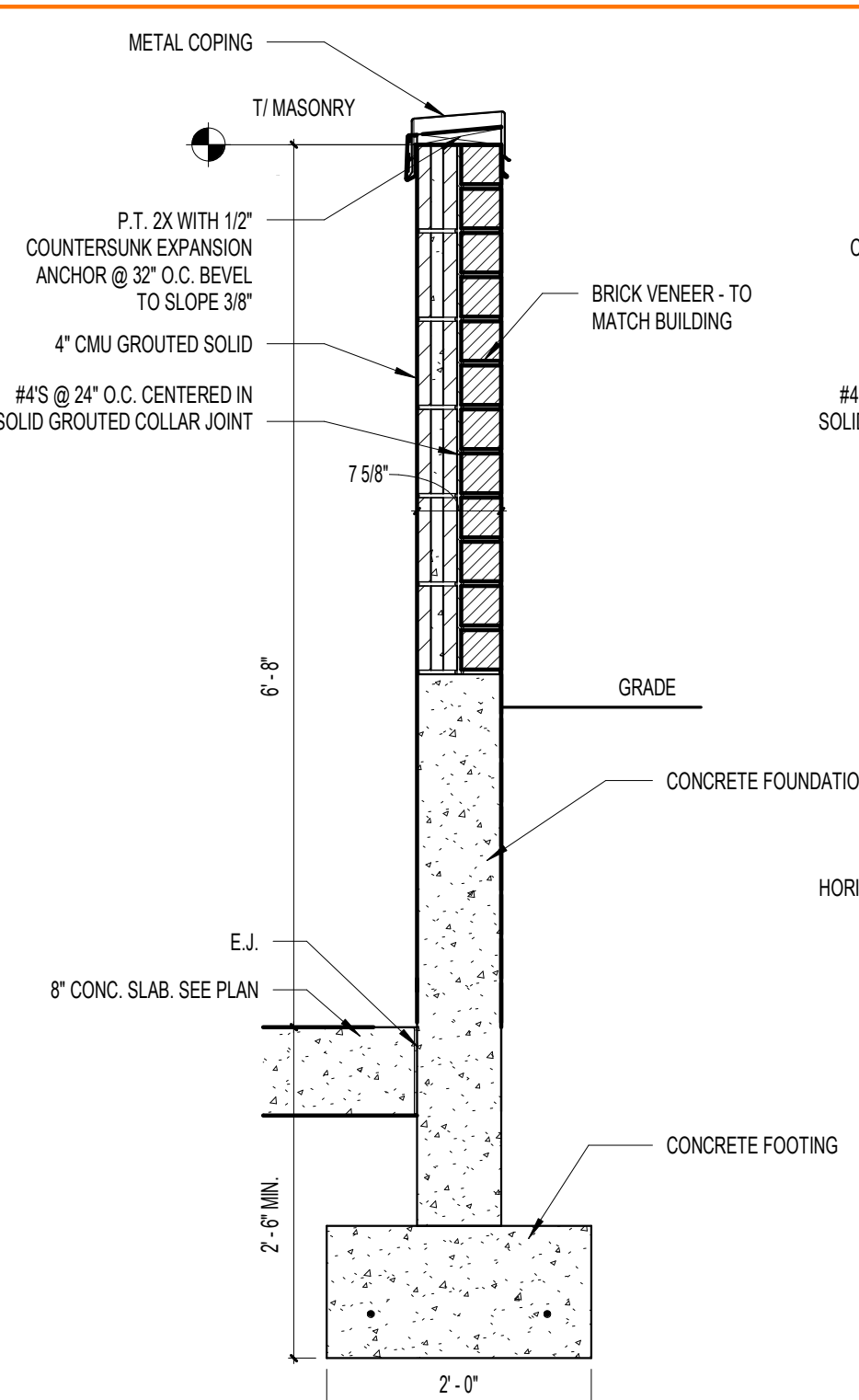
EmbossDesign.com 906 Monmouth Street,  
 (859)431-8612 Newport, KY 41071



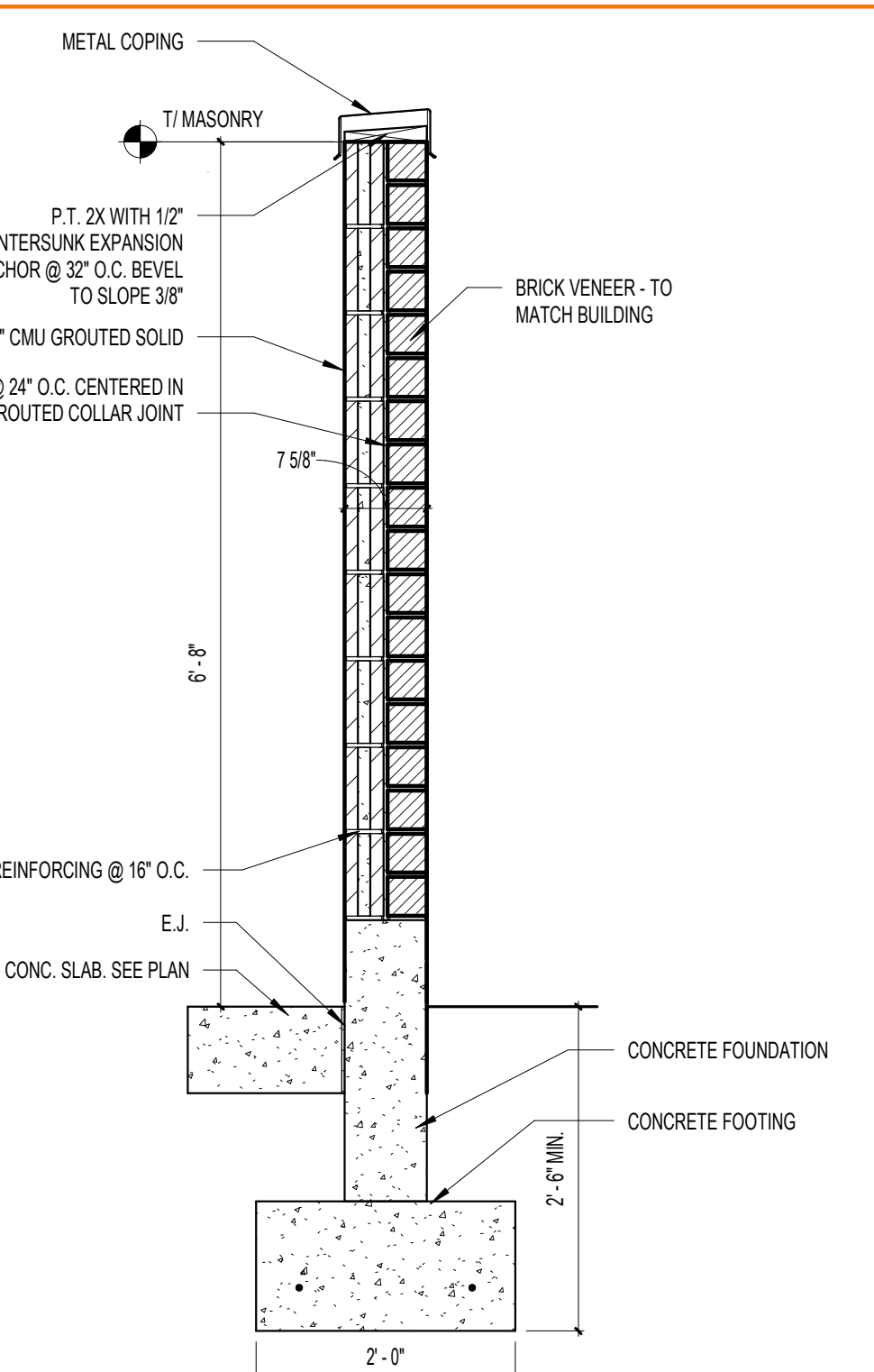
EMMA ADKISSON, LIC# 2118357  
 EXPIRATION DATE 12/31/2025



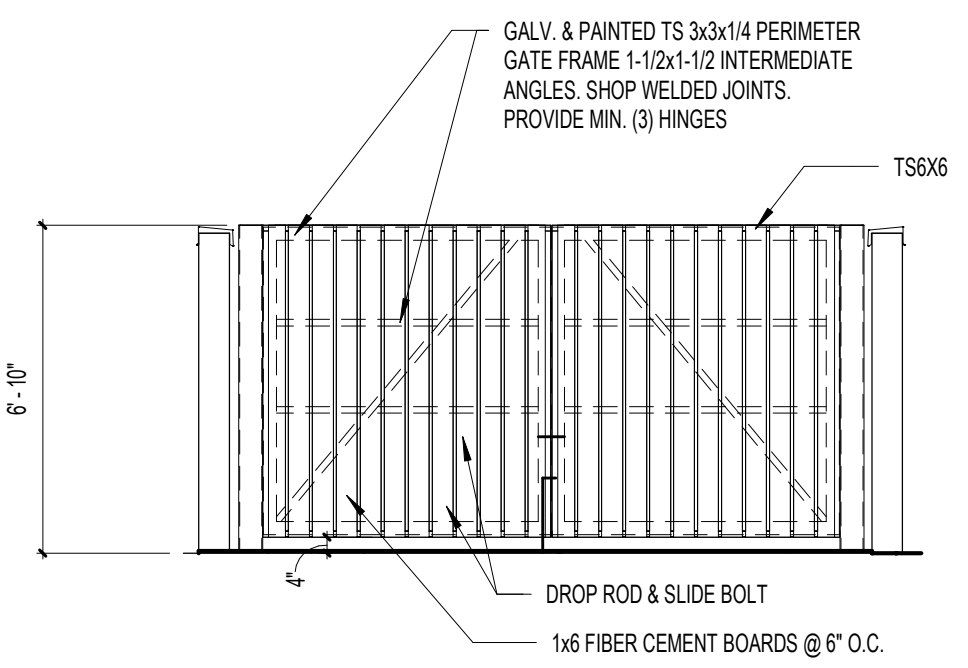
**6 DUMPSTER ENCLOSURE PLAN DETAIL**  
 AS101 SCALE: 1 1/2" = 1'-0"



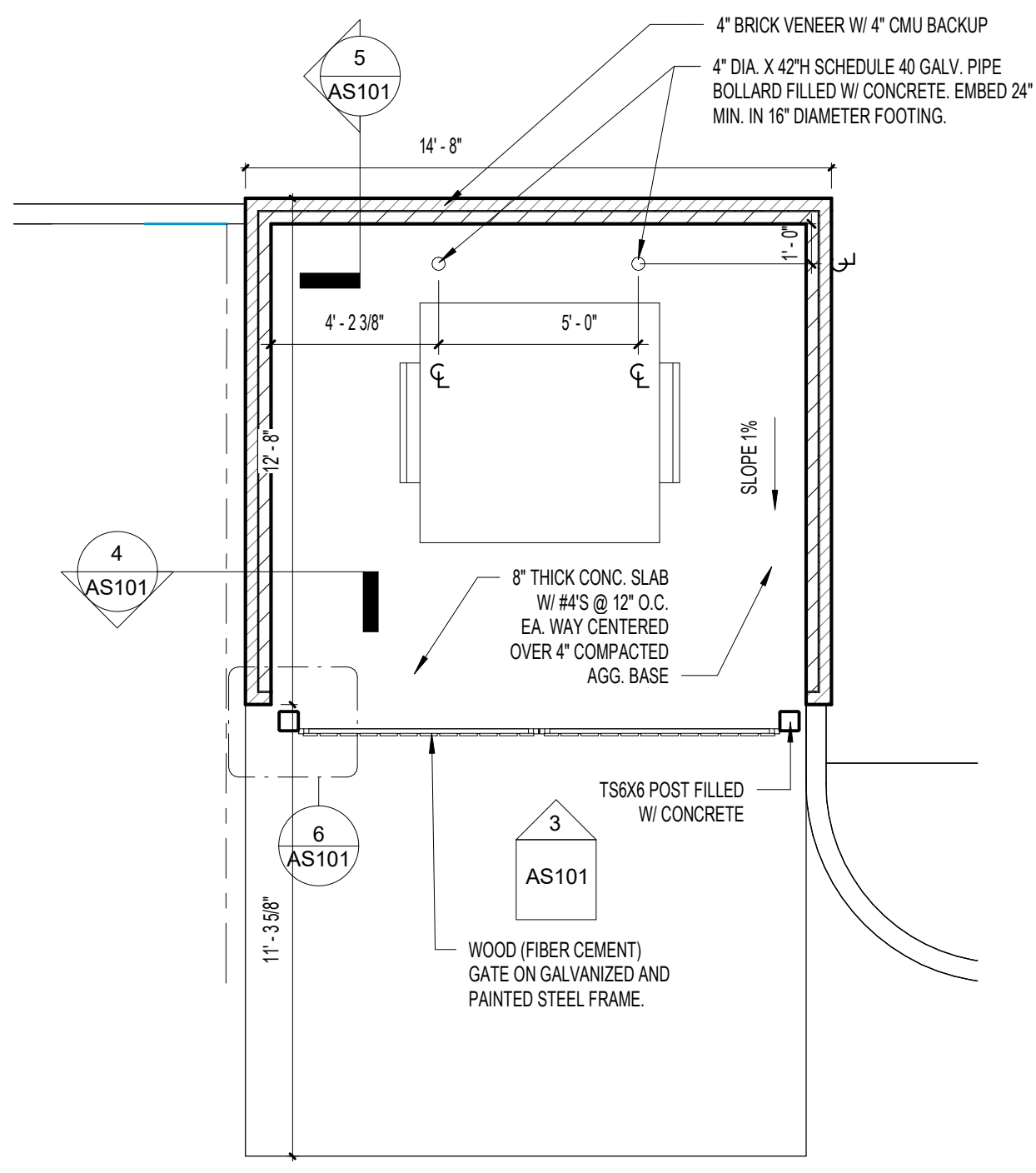
**5 ENCLOSURE SECTION**  
 AS101 SCALE: 3/4" = 1'-0"



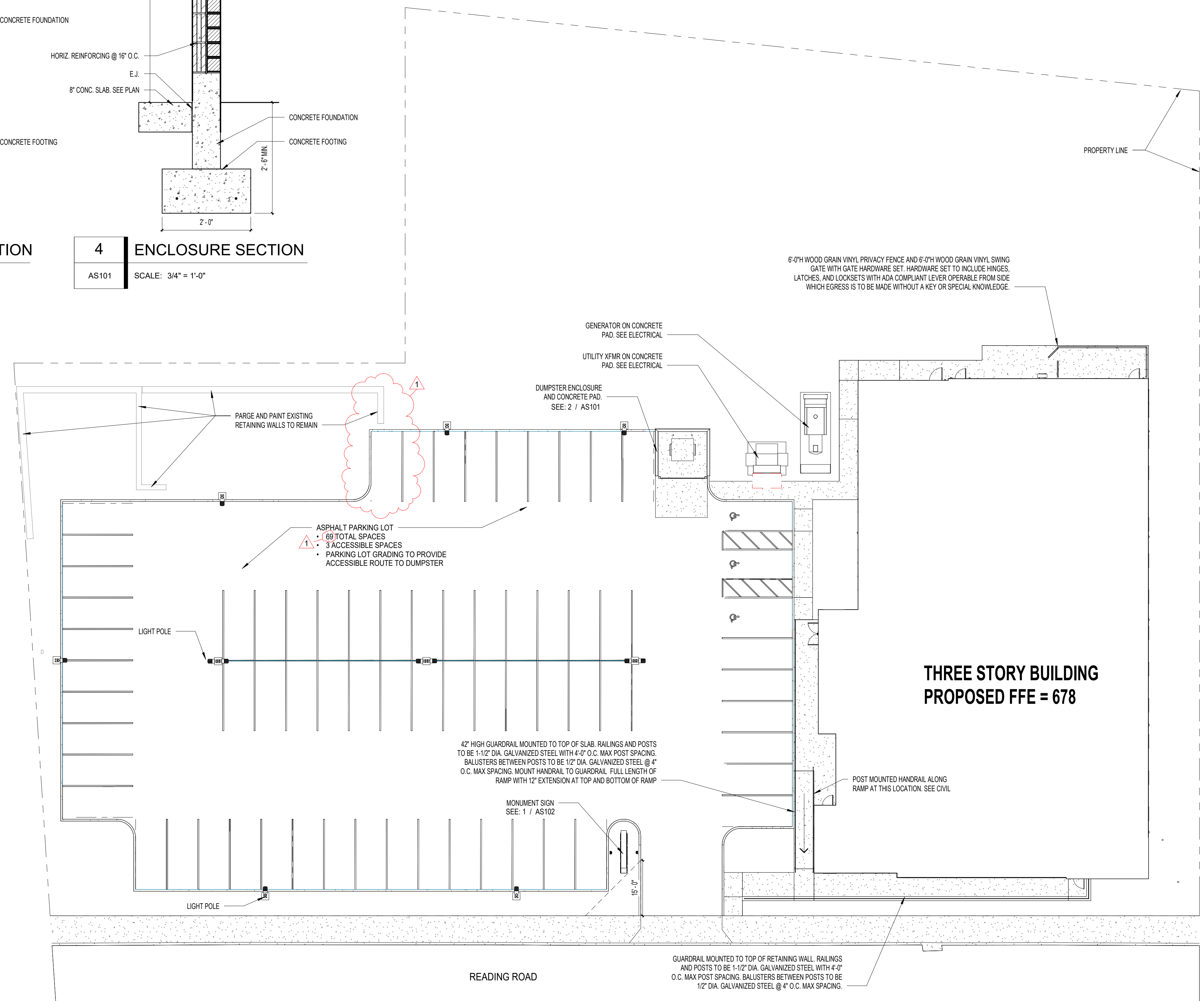
**4 ENCLOSURE SECTION**  
 AS101 SCALE: 3/4" = 1'-0"



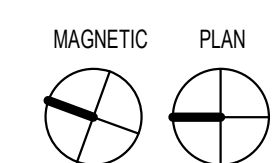
**3 DUMPSTER ENCLOSURE ELEVATION**  
 AS101 SCALE: 1/4" = 1'-0"



**2 DUMPSTER ENCLOSURE PLAN**  
 AS101 SCALE: 1/4" = 1'-0"



**1 ARCHITECTURAL SITE PLAN**  
 AS101 SCALE: 1/16" = 1'-0"



6'-0" WOOD GRAIN VINYL PRIVACY FENCE AND 6'-0" WOOD GRAIN VINYL SWING GATE WITH GATE HARDWARE SET. HARDWARE SET TO INCLUDE HINGES, LATCHES, AND LOCKSETS WITH ADA COMPLIANT LEVER OPERABLE FROM SIDE WHICH EGRESS IS TO BE MADE WITHOUT A KEY OR SPECIAL KNOWLEDGE.

**THREE STORY BUILDING  
 PROPOSED FFE = 678**

**The Crossroads Center**  
 2114 Reading Road, Cincinnati, Ohio, 45202

NO.	DESCRIPTION	DATE
1	PERMIT SET	08/09/24
1	ADDENDUM 1	08/29/24

ARCHITECTURAL SITE PLAN


23-056

**AS101**

THIS DOCUMENT AND THE IDEAS AND DESIGNS INCORPORATED HEREIN, AS AN INSTRUMENT OF PROFESSIONAL SERVICE, IS THE PROPERTY OF EMBOSS DESIGN, P.C. AND IS NOT TO BE USED IN WHOLE OR IN PART FOR ANY OTHER PROJECT, WITHOUT THE WRITTEN AUTHORIZATION OF EMBOSS. COPYRIGHT 2023, EMBOSS DESIGN, P.C. ALL RIGHTS RESERVED.



EmbossDesign.com 906 Monmouth Street,  
 (859)431-8612 Newport, KY 41071



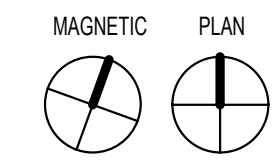
EMMA ADKISSON, LIC# 2118357  
 EXPIRATION DATE 12/31/2025

**GENERAL NOTES - FLOOR PLANS**

- A. SEE SHEET G102 FOR WALL TYPES
- B. PROVIDE SOLID SURFACE WINDOW STOOL EXTENDING 1/2" BEHIND FACE OF GYPSUM AT ALL NEW ELEVATED STOREFRONTS AND WINDOWS
- C. PROVIDE BLOCKING IN WALLS AROUND SHOWER (ALL SIDES) AND TOILET FOR POTENTIAL FUTURE GRAB BARS
- D. OFFSET NEW DOORS FROM ADJACENT PERPENDICULAR WALL 4" UNLESS INDICATED OTHERWISE
- E. PROVIDE BLOCKING IN WALLS, CEILING, ETC. WHEREVER ITEMS WILL BE ATTACHED TO THESE SURFACES (I.E., TOILET ACCESSORIES, WALL MOUNTED DOOR STOPS, FIXTURES, CASEWORK, HANDRAILS, TV'S, DISPLAYS, AV EQUIPMENT, ETC.)
- F. A VAPOR MITIGATION SYSTEM WILL BE PROVIDED UNDER SEPARATE CONTRACT. COORDINATE PIPE RUNS FOR THIS SYSTEM WITH MEP EQUIPMENT AND WALL, WHERE POSSIBLE. PIPES SHALL BE LOCATED IN NEW WALLS, WHERE NOT POSSIBLE TO LOCATE PIPES WITHIN CURRENTLY SHOWN WALLS, PIPES SHALL BE BOXED OUT TO MINIMUM DIMENSION.

**SHEET KEYNOTES**

- 6A 36"x36" BULLET RESISTANT TRANSACTION WINDOW WITH PACKAGE EXCHANGE BASIS OF DESIGN PRODUCT: CRL ITEM #CEW26363PFA
- 6B 36"x36" CASHIER WINDOW UNIT. BASIS OF DESIGN PRODUCT: CRL ITEM #SCW103C
- 9A BOX OUT AROUND STRUCTURAL COLUMN TO MINIMUM DIMENSION WITH WOOD STUD AND GYPSUM WALL BOARD.
- 10A OPERABLE PANEL PARTITION
- 10K FIRE EXTINGUISHER IN SEMI RECESSED FIRE EXTINGUISHER CABINET
- 10L CORNER GUARD
- 11C CHANGE MACHINE (BY OWNER)
- 11D VENDING MACHINE (BY OWNER)
- 11E COPIER (BY OWNER)
- 11F TV & MOUNT, OWNER FURNISHED, CONTRACTOR INSTALLED.
- 12A SEE ELECTRICAL DRAWINGS FOR ADDITIONAL INFORMATION.
- 22B HI-LO ICC ANSI A117.1 COMPLIANT DRINKING FOUNTAIN. SEE MEP DRAWINGS.
- 32A 6'-0" WOOD GRAIN VINYL PRIVACY FENCE.
- 32B 3'-6" W X 6'-0" WOOD GRAIN VINYL SWING GATE WITH GATE HARDWARE SET. HARDWARE SET TO INCLUDE HINGES, LATCHES, AND LOCKSETS WITH ADA COMPLIANT LEVER OPERABLE FROM SIDE WHICH EGRESS IS TO BE MADE WITHOUT A KEY OR SPECIAL KNOWLEDGE.



**1 FLOOR PLAN - FIRST FLOOR**  
 A100 SCALE: 1/8" = 1'-0"

**The Crossroads Center**  
 2114 Reading Road, Cincinnati, Ohio, 45202

NO.	DESCRIPTION	DATE
1	PERMIT SET	08/09/24
1	ADDENDUM 1	08/29/24

FIRST FLOOR PLAN

23-056

**A100**



THIS DOCUMENT AND THE IDEAS AND DESIGNS INCORPORATED HEREIN, AS AN INSTRUMENT OF PROFESSIONAL SERVICE, IS THE PROPERTY OF EMBOSS DESIGN, P.C. AND IS NOT TO BE USED IN WHOLE OR IN PART FOR ANY OTHER PROJECT, WITHOUT THE WRITTEN AUTHORIZATION OF EMBOSS. COPYRIGHT 2023, EMBOSS DESIGN, P.C. ALL RIGHTS RESERVED.

**GENERAL NOTES - FLOOR PLANS**


- A. SEE SHEET G102 FOR WALL TYPES
- B. PROVIDE SOLID SURFACE WINDOW STOOL EXTENDING 1/2" BEHIND FACE OF GYPSUM AT ALL NEW ELEVATED STOREFRONTS AND WINDOWS
- C. PROVIDE BLOCKING IN WALLS AROUND SHOWER (ALL SIDES) AND TOILET FOR POTENTIAL FUTURE GRAB BARS
- D. OFFSET NEW DOORS FROM ADJACENT PERPENDICULAR WALL 4" UNLESS INDICATED OTHERWISE
- E. PROVIDE BLOCKING IN WALLS, CEILING, ETC. WHEREVER ITEMS WILL BE ATTACHED TO THESE SURFACES (I.E., TOILET ACCESSORIES, WALL MOUNTED DOOR STOPS, FIXTURES, CASEWORK, HANDRAILS, TV'S, DISPLAYS, AV EQUIPMENT, ETC.)
- F. A VAPOR MITIGATION SYSTEM WILL BE PROVIDED UNDER SEPARATE CONTRACT. COORDINATE PIPE RUNS FOR THIS SYSTEM WITH MEP EQUIPMENT AND WALL, WHERE POSSIBLE. PIPES SHALL BE LOCATED IN NEW WALLS, WHERE NOT POSSIBLE TO LOCATE PIPES WITHIN CURRENTLY SHOWN WALLS, PIPES SHALL BE BOXED OUT TO MINIMUM DIMENSION.

**SHEET KEYNOTES**

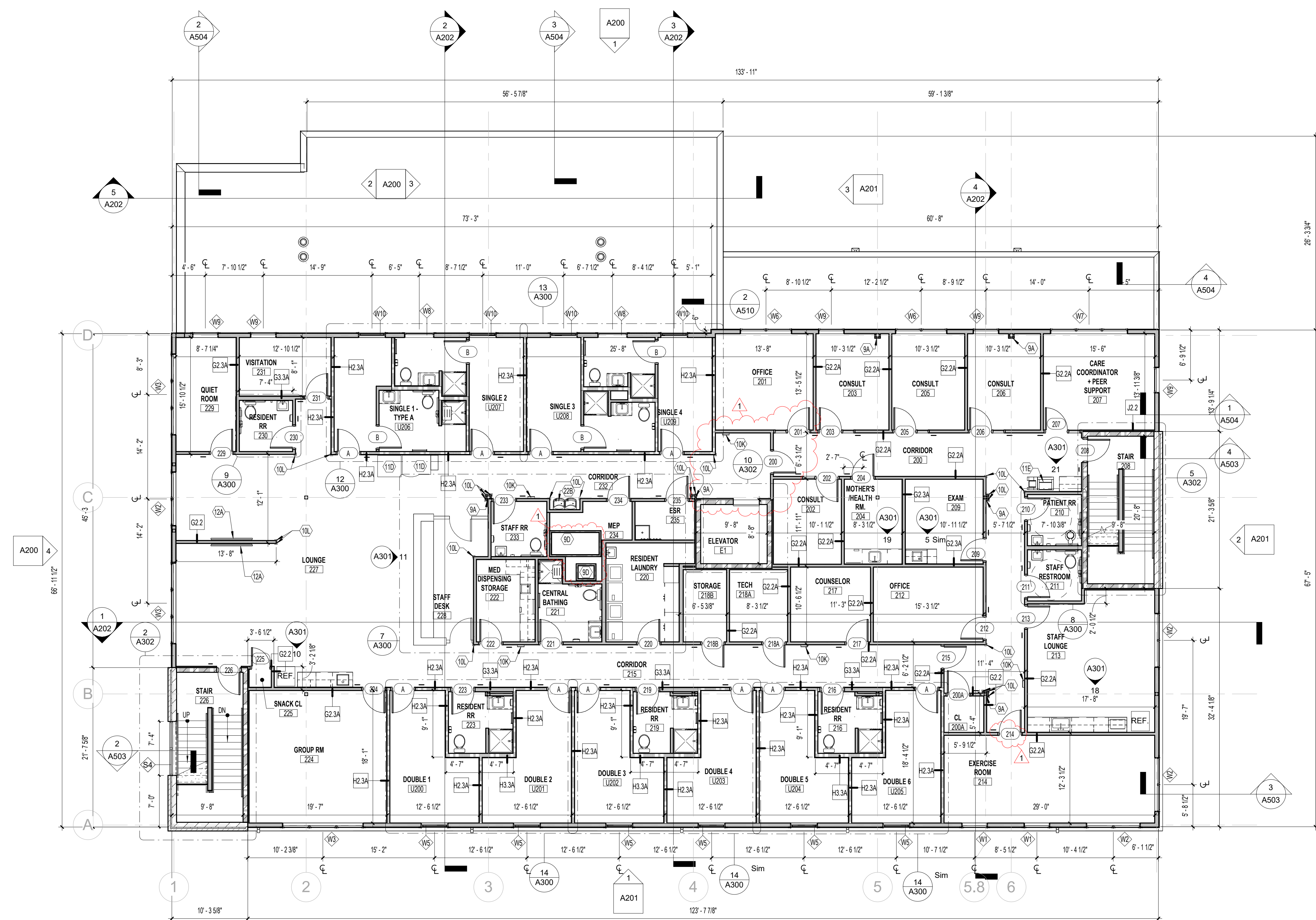
- 9A. BOX OUT AROUND STRUCTURAL COLUMN TO MINIMUM DIMENSION WITH WOOD STUD AND GYPSUM WALL BOARD.
- 9D. 1-HR RATED SHAFT ENCLOSURE
- 10K. FIRE EXTINGUISHER IN SEMI RECESSED FIRE EXTINGUISHER CABINET
- 10L. CORNER GUARD
- 11D. VENDING MACHINE (BY OWNER)
- 11E. COPIER (BY OWNER)
- 12A. TV & MOUNT, OWNER FURNISHED, CONTRACTOR INSTALLED. SEE ELECTRICAL DRAWINGS FOR ADDITIONAL INFORMATION.
- 22B. HI-LO ICC ANSI A117.1 COMPLIANT DRINKING FOUNTAIN. SEE MEP DRAWINGS.



EmbossDesign.com 906 Monmouth Street,  
(859)431-8612 Newport, KY 41071



EMMA ADKISSON, LIC# 2118357  
EXPIRATION DATE 12/31/2025



MAGNETIC PLAN  
  
**1 FLOOR PLAN - SECOND FLOOR**  
 A101 SCALE: 1/8" = 1'-0"

**The Crossroads Center**  
 2114 Reading Road, Cincinnati, Ohio, 45202

NO.	DESCRIPTION	DATE
1	PERMIT SET	08/09/24
1	ADDENDUM 1	08/29/24

SECOND FLOOR PLAN

23-056

**A101**

THIS DOCUMENT AND THE IDEAS AND DESIGNS INCORPORATED HEREIN, AS AN INSTRUMENT OF PROFESSIONAL SERVICE, IS THE PROPERTY OF EMBOSS DESIGN, INC. AND IS NOT TO BE USED IN WHOLE OR IN PART FOR ANY OTHER PROJECT, WITHOUT THE WRITTEN AUTHORIZATION OF EMBOSS. COPYRIGHT 2023, EMBOSSESDSIGN, INC. ALL RIGHTS RESERVED.

**GENERAL NOTES - FLOOR PLANS**

- A. SEE SHEET G102 FOR WALL TYPES
- B. PROVIDE SOLID SURFACE WINDOW STOOL EXTENDING 1/2" BEHIND FACE OF GYPSUM AT ALL NEW ELEVATED STOREFRONTS AND WINDOWS
- C. PROVIDE BLOCKING IN WALLS AROUND SHOWER (ALL SIDES) AND TOILET FOR POTENTIAL FUTURE GRAB BARS
- D. OFFSET NEW DOORS FROM ADJACENT PERPENDICULAR WALL 4" UNLESS INDICATED OTHERWISE
- E. PROVIDE BLOCKING IN WALLS, CEILING, ETC. WHEREVER ITEMS WILL BE ATTACHED TO THESE SURFACES (I.E., TOILET ACCESSORIES, WALL MOUNTED DOOR STOPS, FIXTURES, CASEWORK, HANDRAILS, TV'S, DISPLAYS, AV EQUIPMENT, ETC.)
- F. A VAPOR MITIGATION SYSTEM WILL BE PROVIDED UNDER SEPARATE CONTRACT. COORDINATE PIPE RUNS FOR THIS SYSTEM WITH MEP EQUIPMENT AND WALL, WHERE POSSIBLE. PIPES SHALL BE LOCATED IN NEW WALLS, WHERE NOT POSSIBLE TO LOCATE PIPES WITHIN CURRENTLY SHOWN WALLS, PIPES SHALL BE BOXED OUT TO MINIMUM DIMENSION.

**SHEET KEYNOTES**

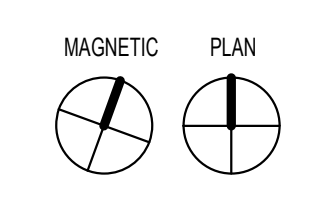
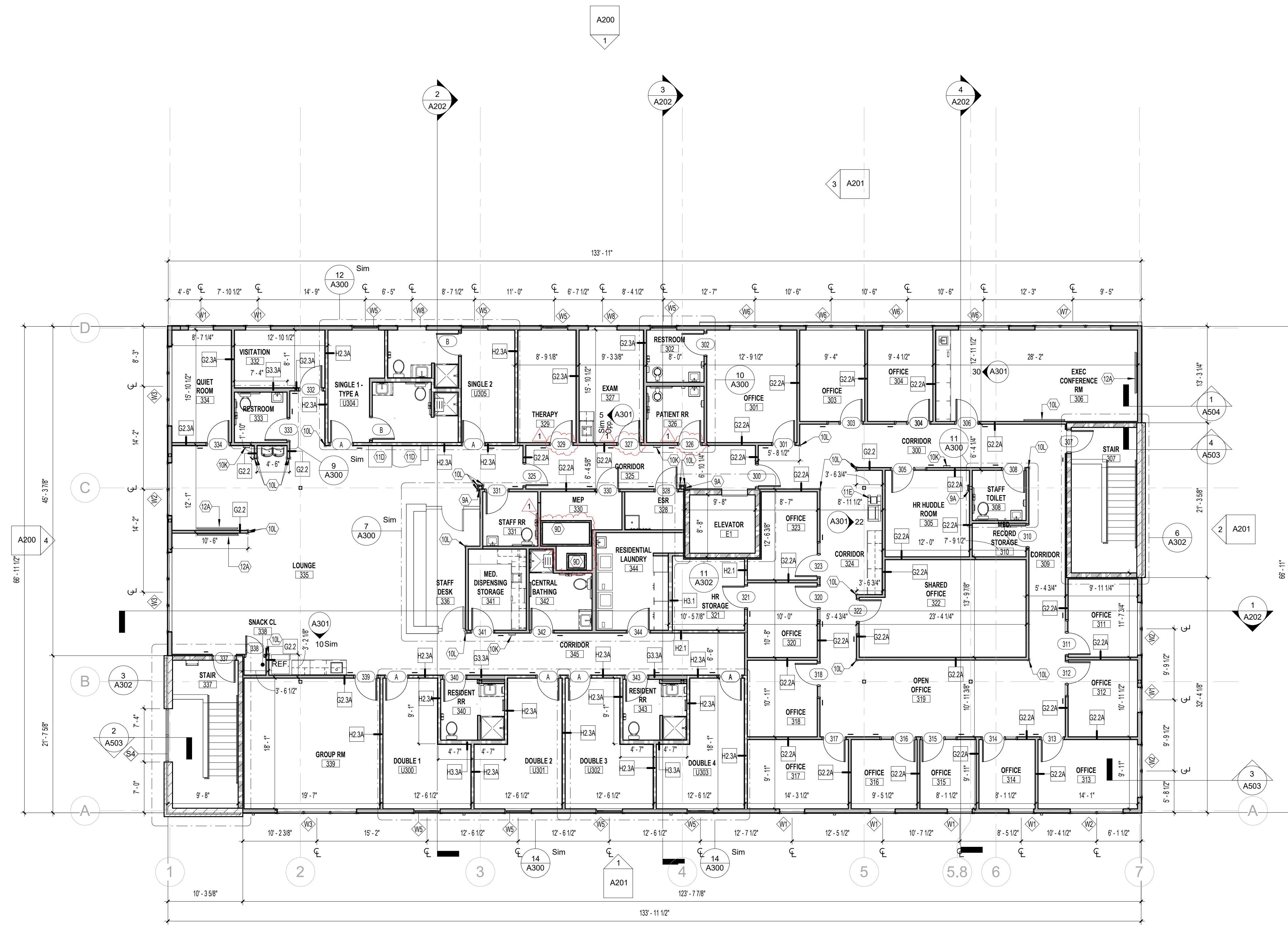
- 9A. BOX OUT AROUND STRUCTURAL COLUMN TO MINIMUM DIMENSION WITH WOOD STUD AND GYPSUM WALL BOARD.
- 9D. 1-HR RATED SHAFT ENCLOSURE
- 10K. FIRE EXTINGUISHER IN SEMI RECESSED FIRE EXTINGUISHER CABINET
- 10L. CORNER GUARD
- 11D. VENDING MACHINE (BY OWNER)
- 11E. COPIER (BY OWNER)
- 12A. TV & MOUNT, OWNER FURNISHED, CONTRACTOR INSTALLED. SEE ELECTRICAL DRAWINGS FOR ADDITIONAL INFORMATION.



EmbossDesign.com 906 Monmouth Street,  
(859)431-8612 Newport, KY 41071



EMMA ADKISSON, LIC# 2118357  
EXPIRATION DATE 12/31/2025



**1 FLOOR PLAN - THIRD FLOOR**  
A102 SCALE: 1/8" = 1'-0"

**The Crossroads Center**  
2114 Reading Road, Cincinnati, Ohio, 45202

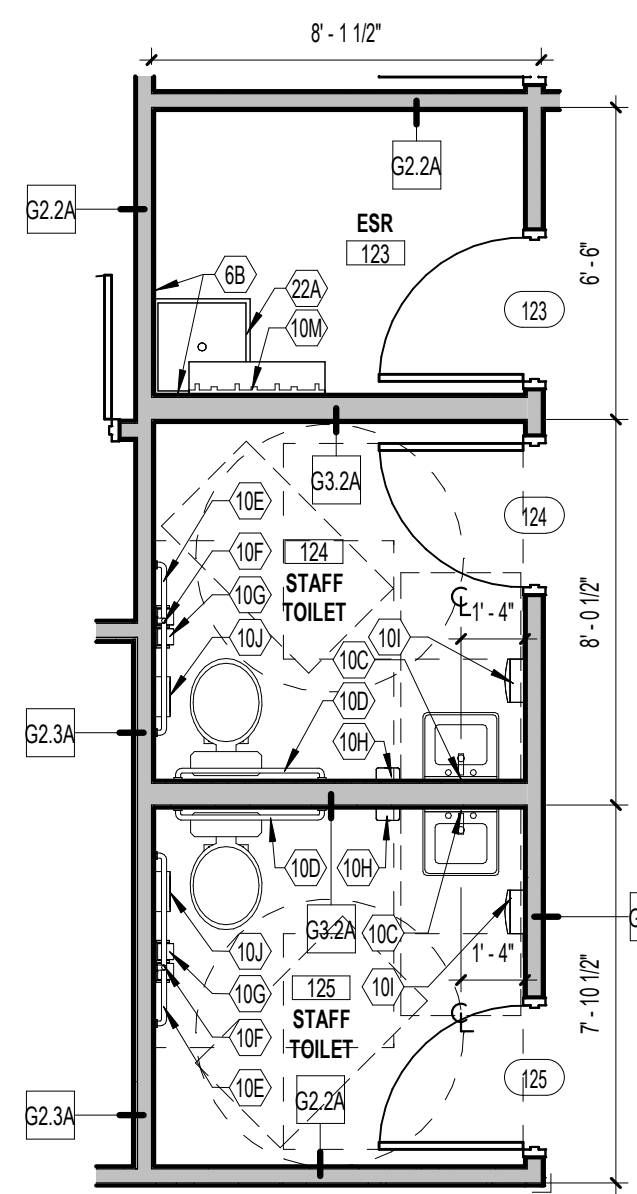
NO.	DESCRIPTION	DATE
1	PERMIT SET	08/09/24
1	ADDENDUM 1	08/29/24

THIRD FLOOR PLAN

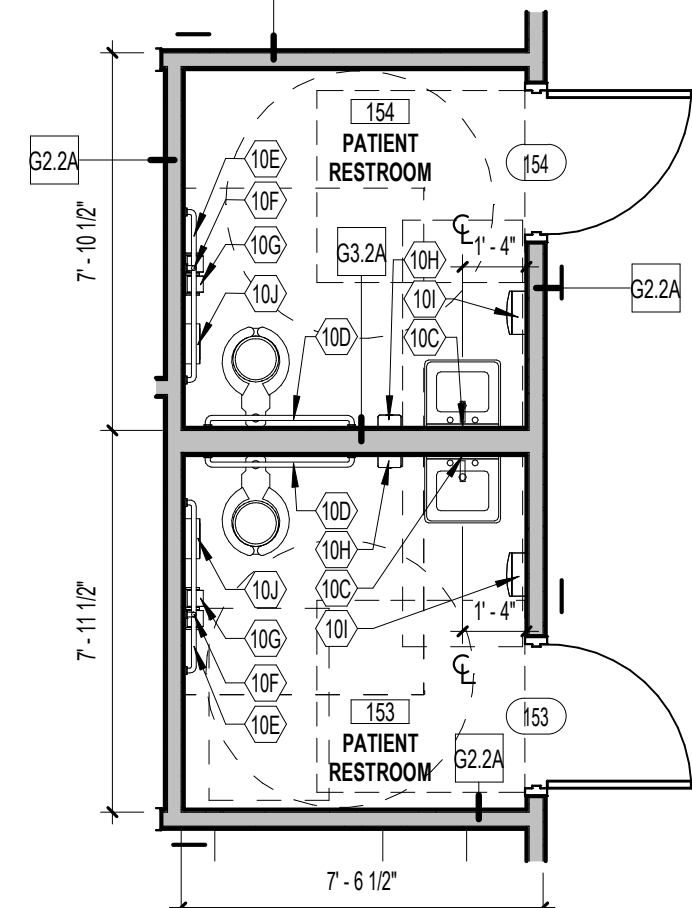
23-056

**A102**

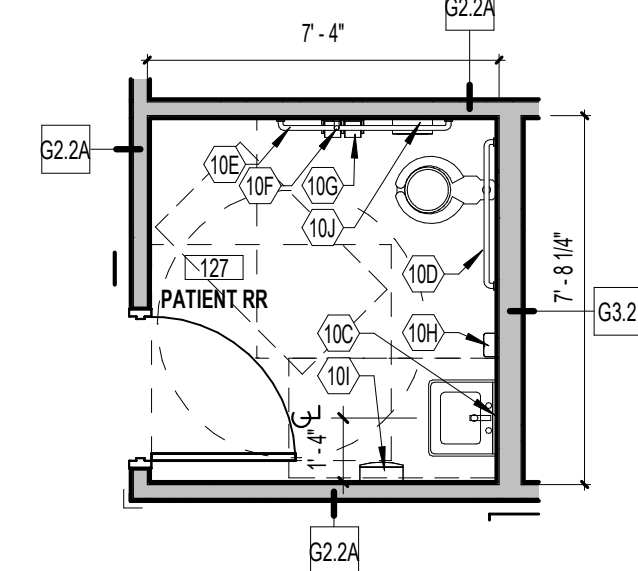
THIS DOCUMENT AND THE IDEAS AND DESIGNS INCORPORATED HEREIN AS AN INSTRUMENT OF PROFESSIONAL SERVICE, IS THE PROPERTY OF EMBOSS DESIGN, INC. AND IS NOT TO BE USED IN WHOLE OR IN PART FOR ANY OTHER PROJECT, WITHOUT THE WRITTEN AUTHORIZATION OF EMBOSS. COPYRIGHT 2023, EMBOSSESDSIGN INC., ALL RIGHTS RESERVED.



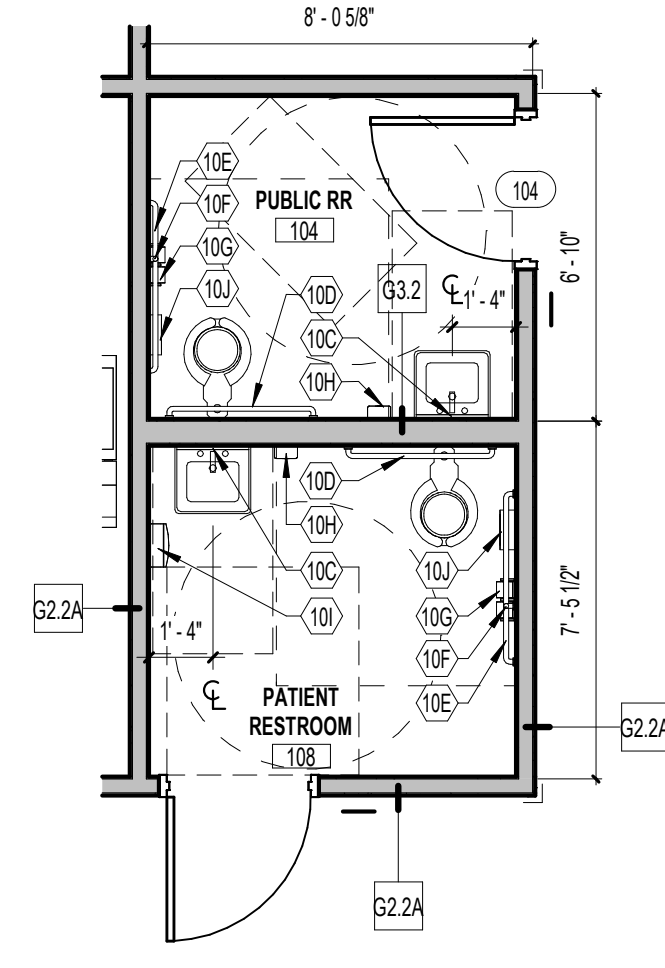
**1 ENLARGED PLAN**  
A300 SCALE: 1/4" = 1'-0"



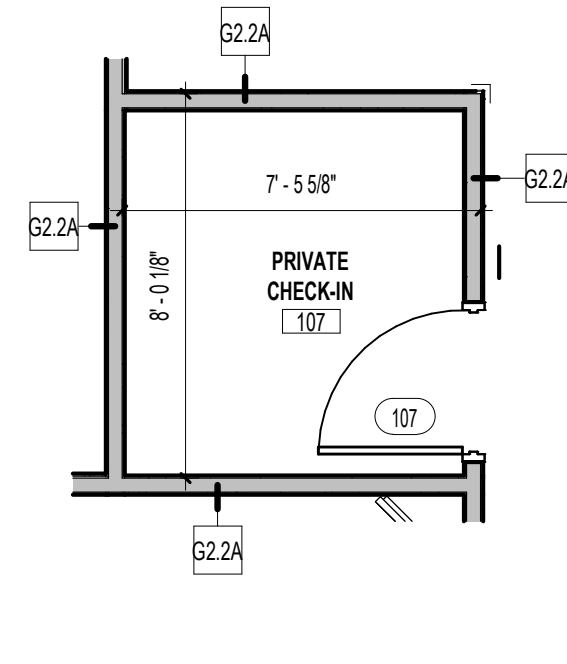
**2 ENLARGED PLAN**  
A300 SCALE: 1/4" = 1'-0"



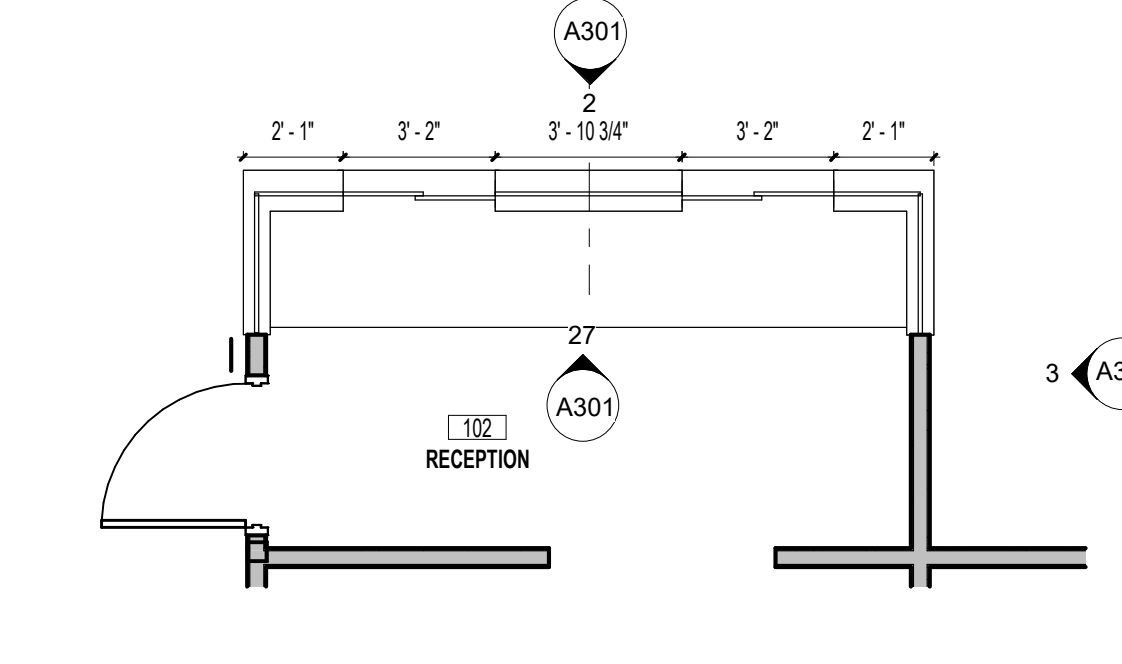
**3 ENLARGED PLAN**  
A300 SCALE: 1/4" = 1'-0"



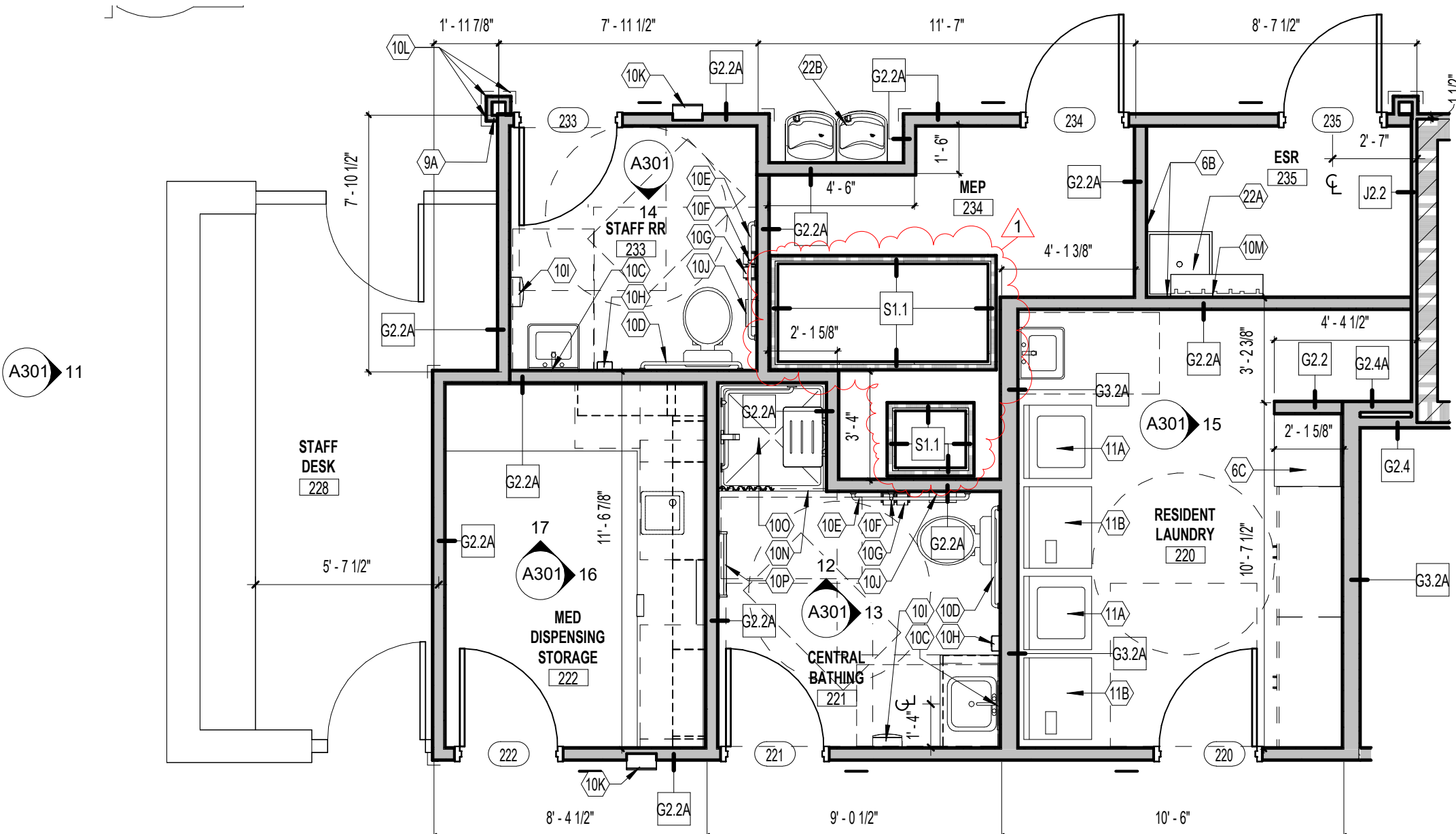
**4 ENLARGED PLAN**  
A300 SCALE: 1/4" = 1'-0"



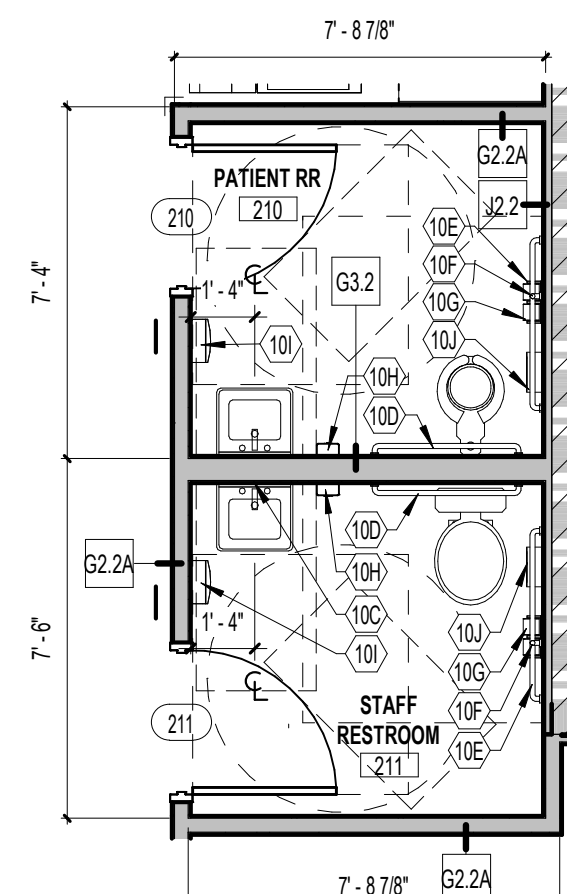
**5 ENLARGED PLAN**  
A300 SCALE: 1/4" = 1'-0"



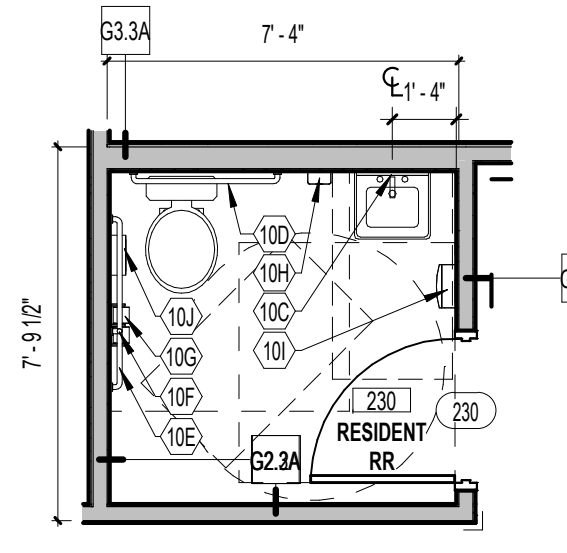
**6 ENLARGED PLAN**  
A300 SCALE: 1/4" = 1'-0"



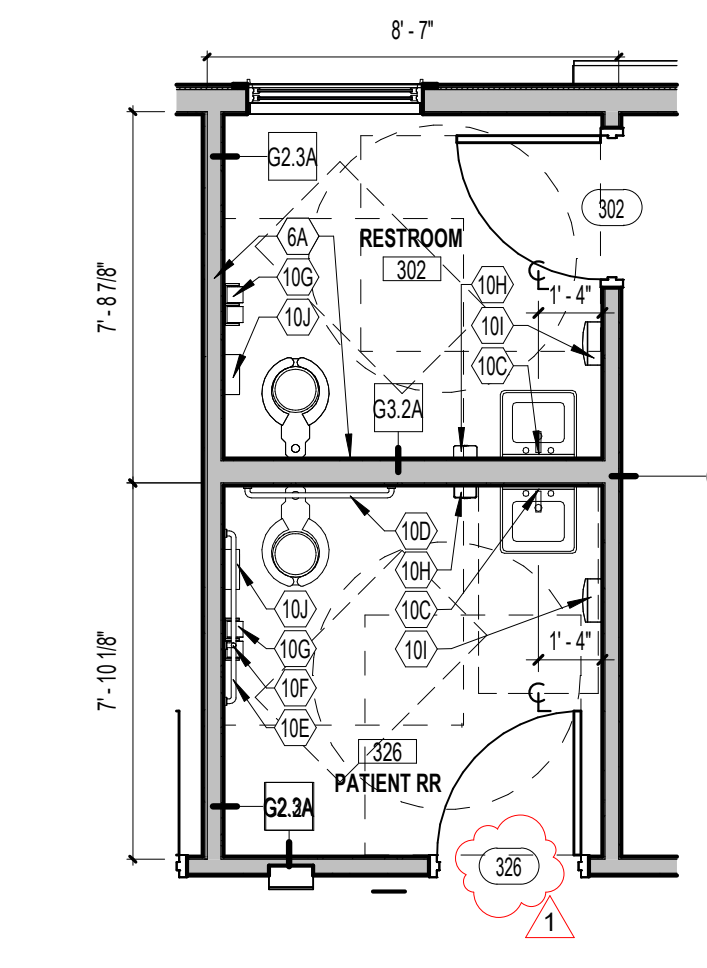
**7 ENLARGED PLAN**  
A300 SCALE: 1/4" = 1'-0"



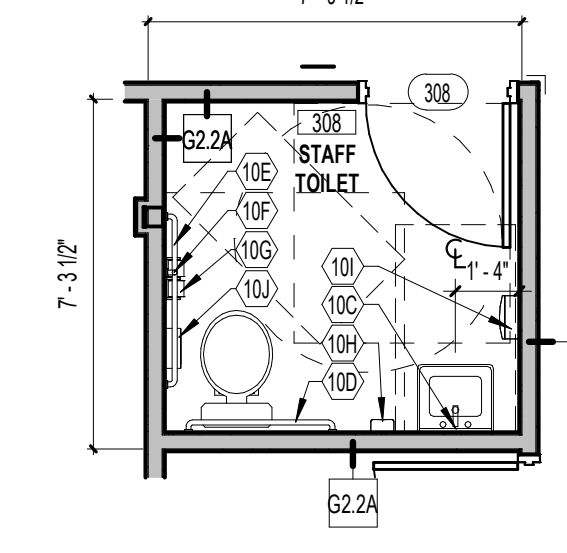
**8 ENLARGED PLAN**  
A300 SCALE: 1/4" = 1'-0"



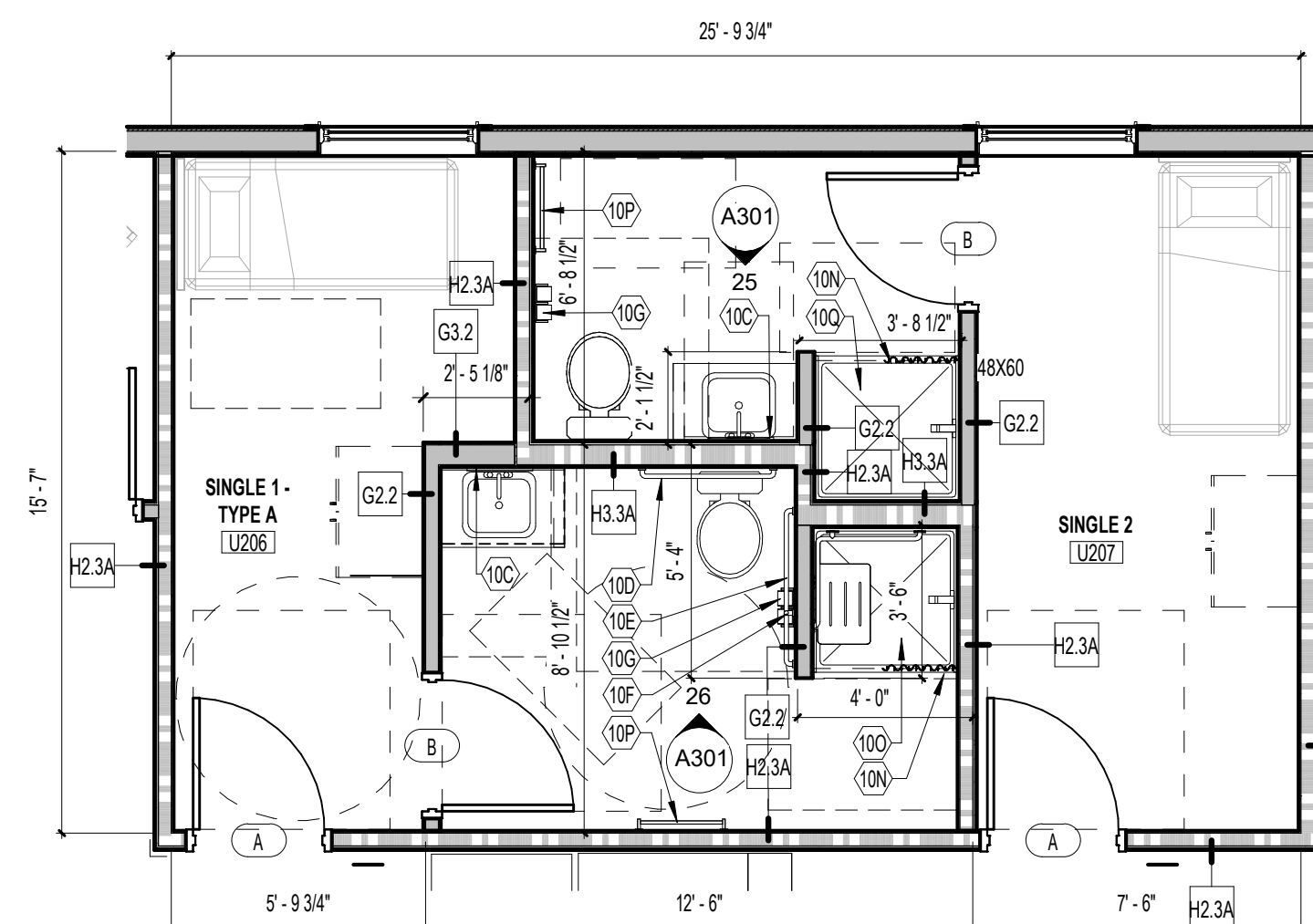
**9 ENLARGED PLAN**  
A300 SCALE: 1/4" = 1'-0"



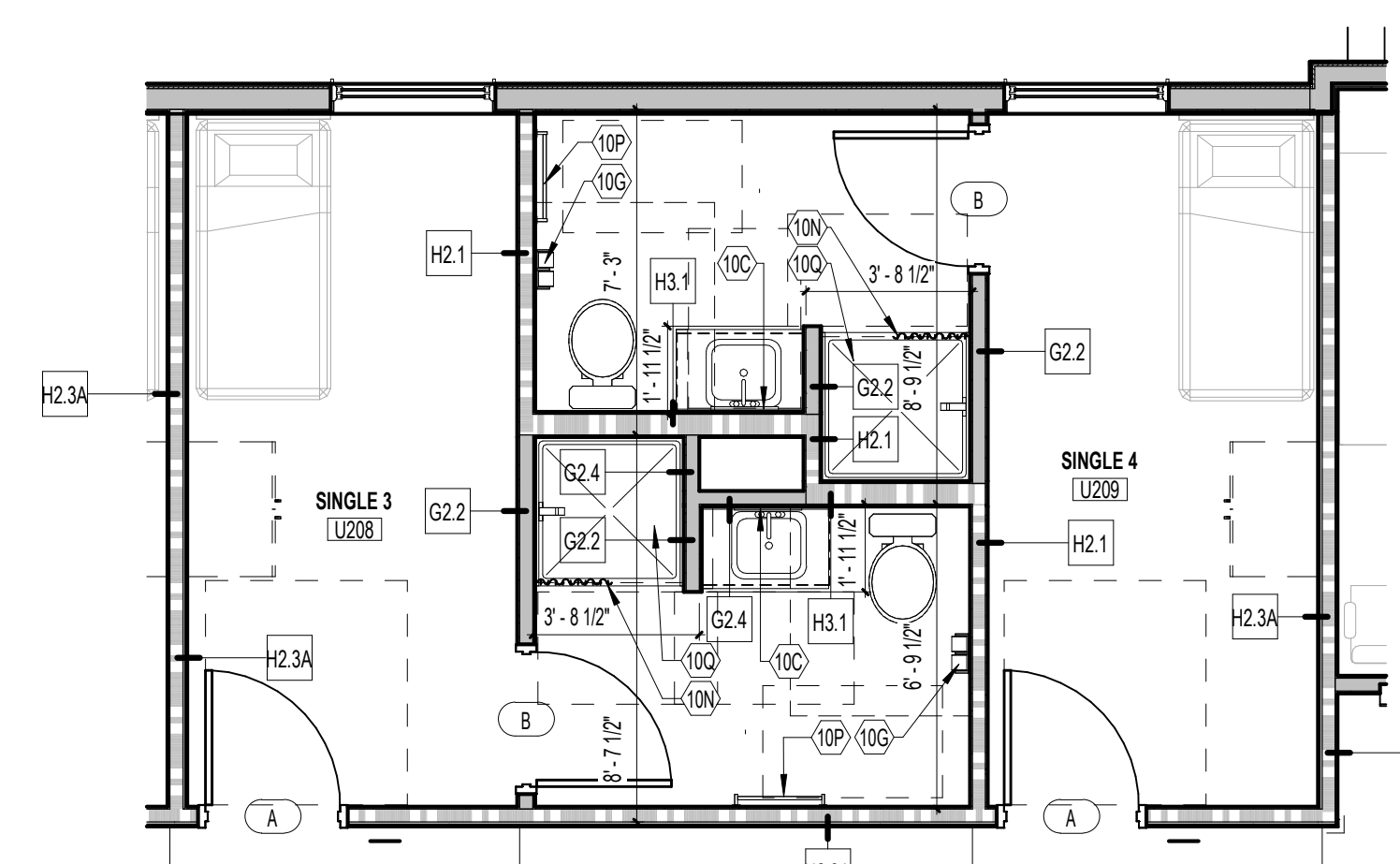
**10 ENLARGED PLAN**  
A300 SCALE: 1/4" = 1'-0"



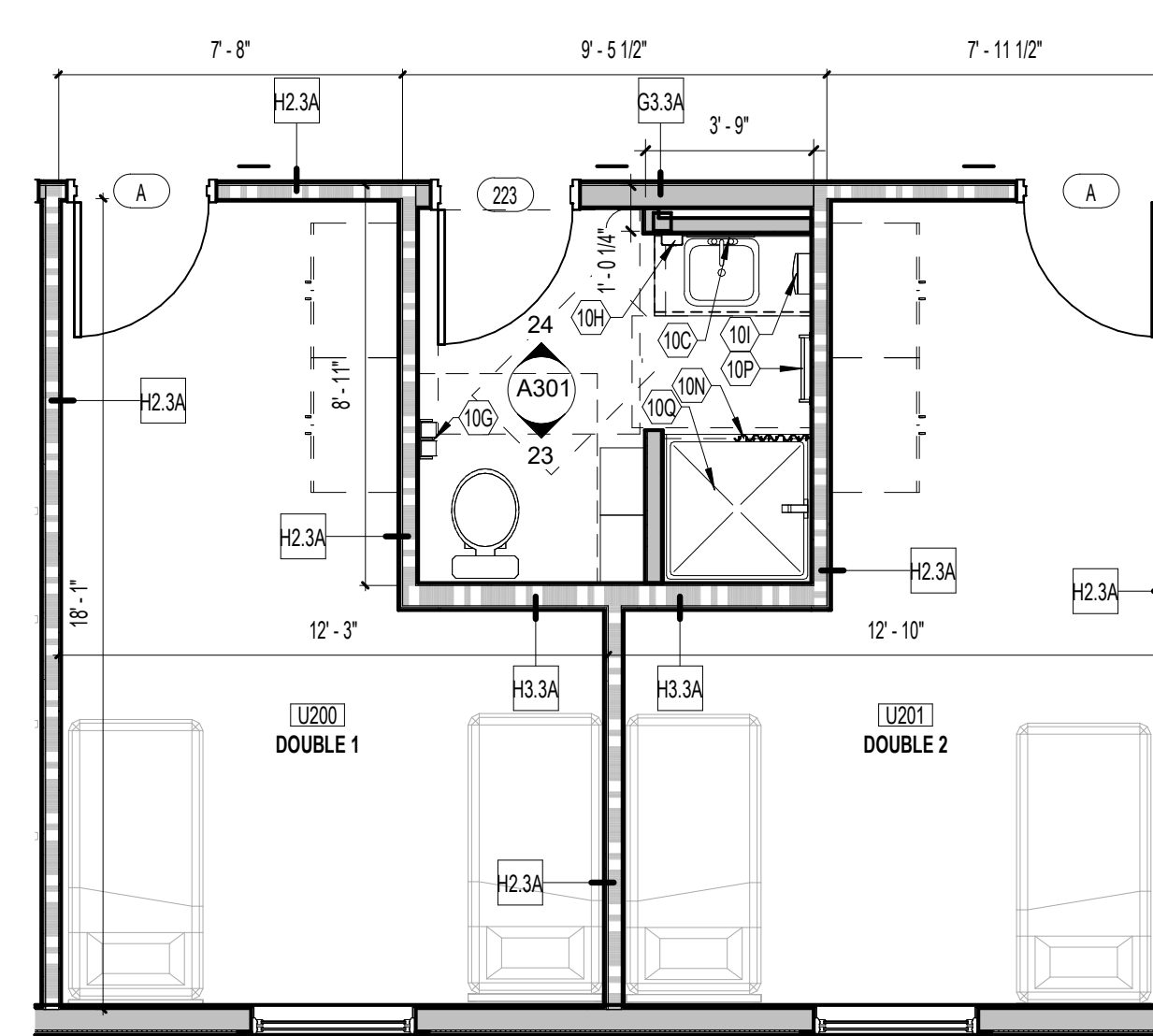
**11 ENLARGED PLAN**  
A300 SCALE: 1/4" = 1'-0"



**12 ENLARGED TYPE A AND TYPE B SINGLE UNIT PLAN**  
A300 SCALE: 1/4" = 1'-0"



**13 ENLARGED TYPE B SINGLE UNIT PLAN**  
A300 SCALE: 1/4" = 1'-0"




**14 ENLARGED TYPE B DOUBLE UNIT PLAN**  
A300 SCALE: 1/4" = 1'-0"

**SHEET KEYNOTES**

- 6A PROVIDE BLOCKING IN WALL TO PERMIT THE INSTALLATION OF FUTURE GRAB BARS.
- 6B PROVIDE GLASS-FIBER-REINFORCED PANELING (FRP) BEHIND MOP SINK. EXTEND PANELS MINIMUM 4'-0" ABOVE FINISHED FLOOR AND 2'-0" BEYOND SINK HORIZONTALLY.
- 6C 2'-3" X 2'-0" DEEP PLASTIC LAMINATE COUNTER AT 36" A.F.F. WITH 4" BACKSPLASH AND PLASTIC KNEE BRACES AT EACH END WHERE NO ABUTTING A WALL.
- 9A BOX OUT AROUND STRUCTURAL COLUMN TO MINIMUM DIMENSION WITH WOOD STUD AND GYPSUM WALL BOARD.
- 10C 18" X 30" MIRROR CENTERED OVER SINK.
- 10D 36" GRAB BAR
- 10E 42" GRAB BAR
- 10F 18" GRAB BAR
- 10G TOILET TISSUE DISPENSER
- 10H SURFACE MOUNTED SOAP DISPENSER
- 10I SURFACE MOUNTED PAPER TOWEL DISPENSER
- 10J SANITARY NAPKIN DISPOSAL UNIT
- 10K FIRE EXTINGUISHER IN SEMI RECESSED FIRE EXTINGUISHER CABINET
- 10L CORNER GUARD
- 10M MOP AND BROOM HOLDER
- 10N SHOWER CURTAIN AND ROD
- 10O 40"x40" POLYRESIN / FIBERGLASS TRANSFER TYPE ICC ANSI A117.1 COMPLIANT SHOWER BASE & WALL SURROUND, GRAB BARS, AND FOLDING SEAT
- 10P 24" TOWEL BAR
- 10Q 40"x40" POLYRESIN / FIBERGLASS SHOWER BASE & WALL SURROUND. PROVIDE BLOCKING IN WALLS FOR FUTURE GRAB BAR INSTALLATION.
- 11A FRONT LOADING, ICC ANSI A117.1 COMPLIANT WASHING MACHINE
- 11B FRONT LOADING, ICC ANSI A117.1 COMPLIANT DRYER
- 22A MOP SINK. SEE MEP DRAWINGS.
- 22B HI-LO ICC ANSI A117.1 COMPLIANT DRINKING FOUNTAIN. SEE MEP DRAWINGS.



EmbossDesign.com 906 Monmouth Street,  
(859)431-8612 Newport, KY 41071



EMMA ADKISSON, LIC# 2118357  
EXPIRATION DATE 12/31/2025

**The Crossroads Center**  
2114 Reading Road, Cincinnati, Ohio, 45202

NO.	DESCRIPTION	DATE
1	PERMIT SET	08/09/24
1	ADDENDUM 1	08/29/24

ENLARGED PLANS


23-056

**A300**

THIS DOCUMENT AND THE IDEAS AND DESIGNS INCORPORATED HEREIN, AS AN INSTRUMENT OF PROFESSIONAL SERVICE, IS THE PROPERTY OF EMBOSS DESIGN, P.C. AND IS NOT TO BE USED IN WHOLE OR IN PART FOR ANY OTHER PROJECT, WITHOUT THE WRITTEN AUTHORIZATION OF EMBOSS. COPYRIGHT 2023, EMBOSS DESIGN, P.C., ALL RIGHTS RESERVED.



EmbossDesign.com 906 Monmouth Street,  
 (859)431-8612 Newport, KY 41071



EMMA ADKISSON, LIC# 2118357  
 EXPIRATION DATE 12/31/2025

**GENERAL NOTES - CEILING PLANS**

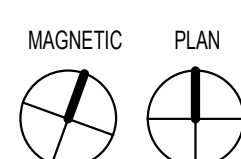
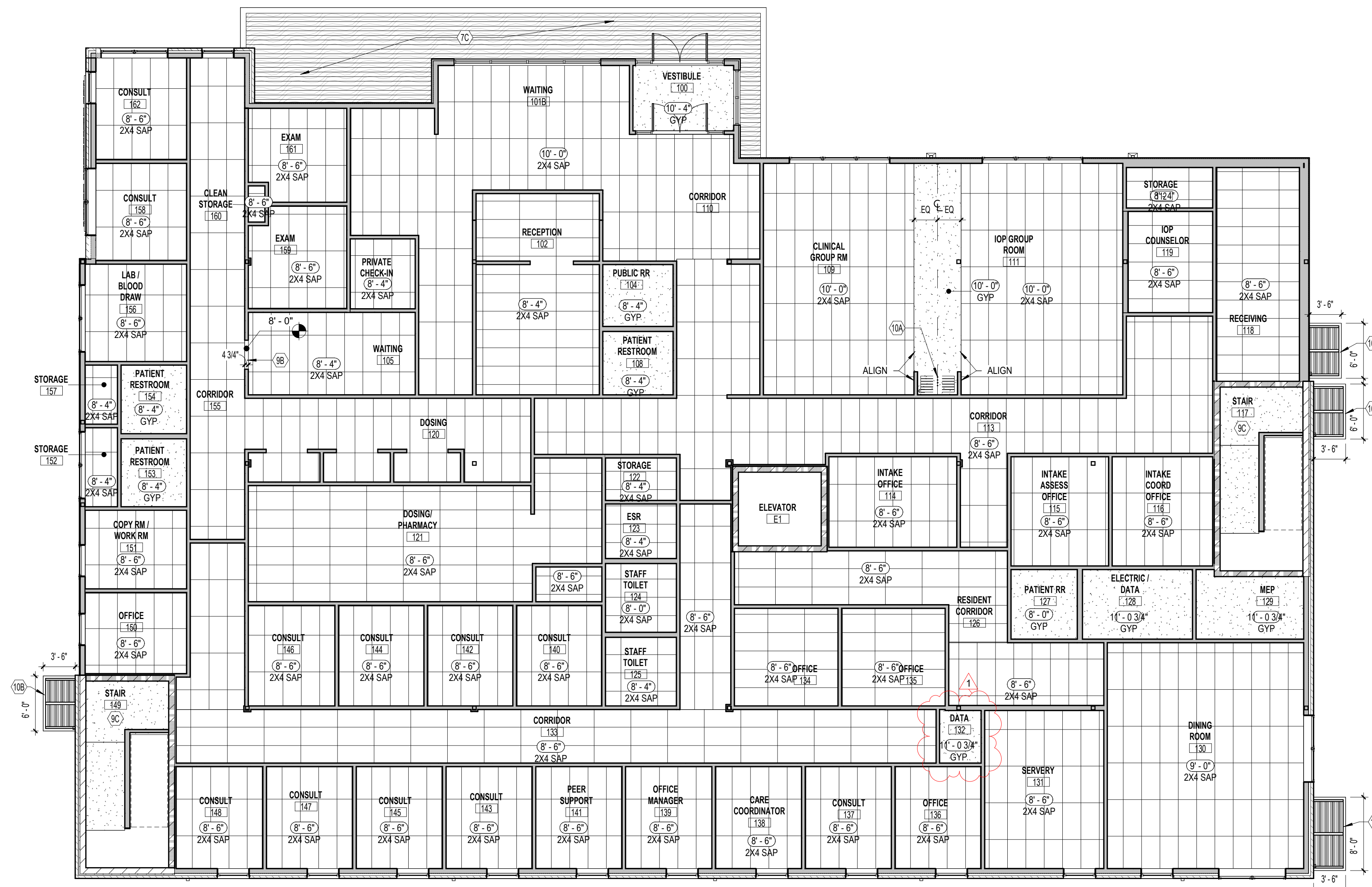
- A. PROVIDE (1) LAYER 5/8" TYPE 'X' GYPSUM BOARD ON BOTTOM OF FLOOR TRUSS FRAMING THROUGHOUT BUILDING. PAINT WHERE EXPOSED.
- B. PROVIDE (1) LAYER 5/8" TYPE 'X' GYPSUM BOARD ON BOTTOM OF ROOF TRUSS FRAMING ABOVE THIRD FLOOR. PAINT WHERE EXPOSED.

**CEILING PLAN - ABBREVIATIONS**

Note Number	Note Text
GYP	GYPSUM BOARD
SAP	SUSPENDED ACOUSTICAL PANEL

**SHEET KEYNOTES**

- 7C VENTED "WOOD LOOK" METAL SOFFIT
- 9B GYPSUM BOARD SOFFIT
- 9C GYPSUM BOARD ON UNDERSIDE OF STAIRS AND LANDINGS.
- 10A OPERABLE PANEL PARTITION
- 10B PREMANUFACTURED ALUMINUM AWNING W/ DOWNSPOUT



**1 FIRST FLOOR REFLECTED CEILING PLAN**  
 A400 SCALE: 1/8" = 1'-0"

**The Crossroads Center**  
 2114 Reading Road, Cincinnati, Ohio, 45202

NO.	DESCRIPTION	DATE
1	PERMIT SET	08/09/24
	ADDENDUM 1	08/29/24

FIRST FLOOR REFLECTED  
 CEILING PLAN

23-056

**A400**

THIS DOCUMENT AND THE IDEAS AND DESIGNS INCORPORATED HEREIN AS AN INSTRUMENT OF PROFESSIONAL SERVICE IS THE PROPERTY OF EMBOSS DESIGN INC. AND IS NOT TO BE USED IN WHOLE OR IN PART FOR ANY OTHER PROJECT WITHOUT THE WRITTEN AUTHORIZATION OF EMBOSS. COPYRIGHT 2023. EMBOSS DESIGN INC., ALL RIGHTS RESERVED.

**GENERAL NOTES - CEILING PLANS**

- A. PROVIDE (1) LAYER 5/8" TYPE 'X' GYPSUM BOARD ON BOTTOM OF FLOOR TRUSS FRAMING THROUGHOUT BUILDING. PAINT WHERE EXPOSED.
- B. PROVIDE (1) LAYER 5/8" TYPE 'X' GYPSUM BOARD ON BOTTOM OF ROOF TRUSS FRAMING ABOVE THIRD FLOOR. PAINT WHERE EXPOSED

**CEILING PLAN - ABBREVIATIONS**


Note Number	Note Text
GYP	GYPSUM BOARD
SAP	SUSPENDED ACOUSTICAL PANEL

**SHEET KEYNOTES**

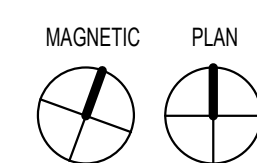
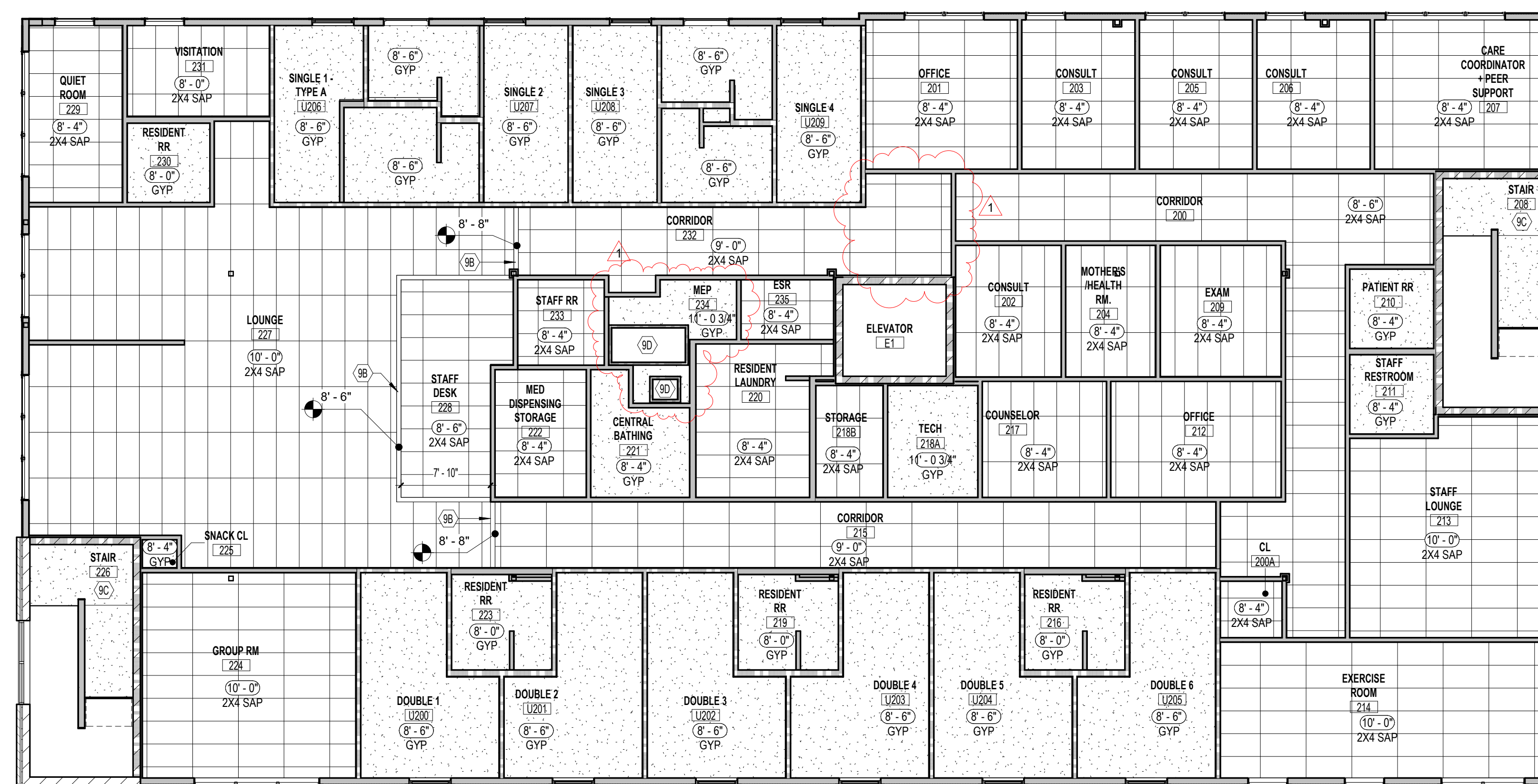
- 9B GYPSUM BOARD SOFFIT
- 9C GYPSUM BOARD ON UNDERSIDE OF STAIRS AND LANDINGS.
- 9D 1-HR RATED SHAFT ENCLOSURE



EmbossDesign.com 906 Monmouth Street,  
(859)431-8612 Newport, KY 41071



EMMA ADKISSON, LIC# 2118357  
EXPIRATION DATE 12/31/2025



**1 SECOND FLOOR REFLECTED CEILING PLAN**

A401 SCALE: 1/8" = 1'-0"

**The Crossroads Center**  
2114 Reading Road, Cincinnati, Ohio, 45202

NO.	DESCRIPTION	DATE
1	PERMIT SET	08/09/24
	ADDENDUM 1	08/29/24

SECOND FLOOR  
REFLECTED CEILING  
PLAN

23-056

**A401**

THIS DOCUMENT AND THE IDEAS AND DESIGNS INCORPORATED HEREIN, AS AN INSTRUMENT OF PROFESSIONAL SERVICE, IS THE PROPERTY OF EMBOSS DESIGN, P.C. AND IS NOT TO BE USED IN WHOLE OR IN PART FOR ANY OTHER PROJECT, WITHOUT THE WRITTEN AUTHORIZATION OF EMBOSS. COPYRIGHT 2023, EMBOSS DESIGN, P.C., ALL RIGHTS RESERVED.

**GENERAL NOTES - CEILING PLANS**

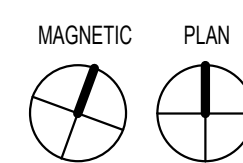
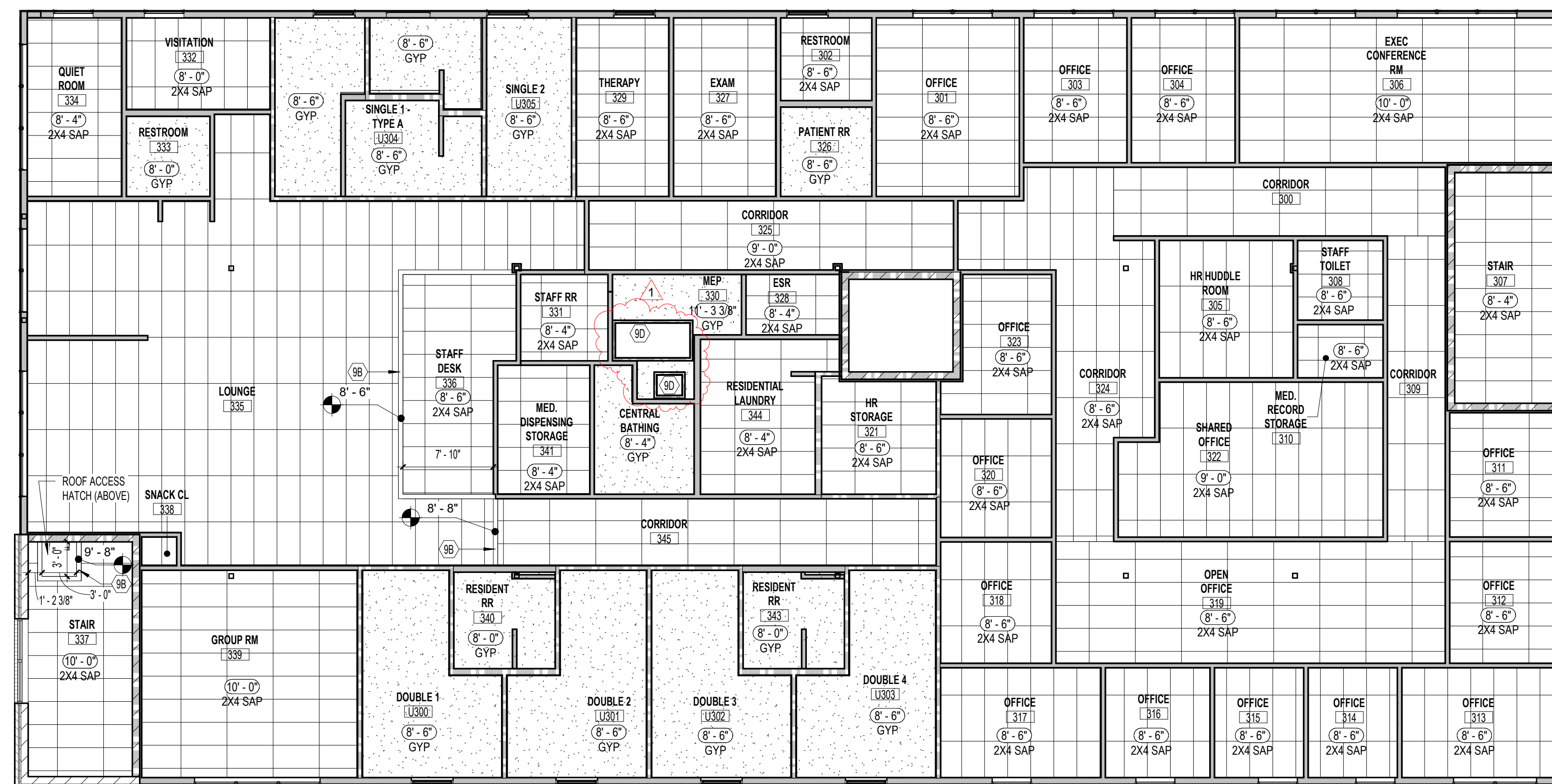
- A. PROVIDE (1) LAYER 5/8" TYPE 'X' GYPSUM BOARD ON BOTTOM OF FLOOR TRUSS FRAMING THROUGHOUT BUILDING. PAINT WHERE EXPOSED.
- B. PROVIDE (1) LAYER 5/8" TYPE 'X' GYPSUM BOARD ON BOTTOM OF ROOF TRUSS FRAMING ABOVE THIRD FLOOR. PAINT WHERE EXPOSED.

**CEILING PLAN - ABBREVIATIONS**

Note Number	Note Text
GYP	GYPSUM BOARD
SAP	SUSPENDED ACOUSTICAL PANEL

**SHEET KEYNOTES**


- 98 GYPSUM BOARD SOFFIT
- 99 1-HR RATED SHAFT ENCLOSURE



**1** THIRD FLOOR REFLECTED CEILING PLAN  
A402 SCALE: 1/8" = 1'-0"



EmbossDesign.com 906 Monmouth Street,  
(859)431-8612 Newport, KY 41071



EMMA ADKISSON, LIC# 2118357  
EXPIRATION DATE 12/31/2025

**The Crossroads Center**  
2114 Reading Road, Cincinnati, Ohio, 45202

NO.	DESCRIPTION	DATE
1	PERMIT SET	08/09/24
	ADDENDUM 1	08/29/24

THIRD FLOOR REFLECTED  
CEILING PLAN

23-056

**A402**



THIS DOCUMENT AND THE IDEAS AND DESIGNS INCORPORATED HEREIN, AS AN INSTRUMENT OF PROFESSIONAL SERVICE, IS THE PROPERTY OF EMBOSS DESIGN, P.C. AND IS NOT TO BE USED IN WHOLE OR IN PART FOR ANY OTHER PROJECT WITHOUT THE WRITTEN AUTHORIZATION OF EMBOSS. COPYRIGHT 2023, EMBOSSESDSIGN, P.C., ALL RIGHTS RESERVED.

**GENERAL NOTES - FINISHES**

- A. FINISHES SHALL COMPLY WITH 2024 OHIO BUILDING CODE
- B. FINISHES IN CLOSETS SHALL MATCH THAT OF THE ROOM WITH WHICH THEY ARE ASSOCIATED
- C. LOW TRANSITION STRIPS SHALL BE USED BETWEEN DIFFERING FLOORING MATERIALS
- D. PAINT ALL COLUMNS WHERE EXPOSED TO VIEW WITHIN ANY ROOMS

**ROOM FINISH SCHEDULE - COMMON AREAS**

ROOM NUMBER	ROOM NAME	FLOOR	BASE	WALL	CEILING	REMARKS
100	VESTIBULE	F4	B1	W1	SEE RCP	
101A	FAMILY WAITING	F1	B1	W1	SEE RCP	
101B	WAITING	F1	B1	W1	SEE RCP	
102	RECEPTION	F1	B1	W1	SEE RCP	
103	CHECK-IN	F1	B1	W1	SEE RCP	
104	PUBLIC RR	F2	B2	W1	SEE RCP	
105	WAITING	F1	B1	W1	SEE RCP	
107	PRIVATE CHECK-IN	F1	B1	W1	SEE RCP	
108	PATIENT RESTROOM	F2	B2	W1	SEE RCP	
109	CLINICAL GROUP RM	F1	B1	W1	SEE RCP	
110	CORRIDOR	F1	B1	W1	SEE RCP	
111	IOP GROUP ROOM	F1	B1	W1	SEE RCP	
112	STORAGE	F1	B1	W1	SEE RCP	
113	CORRIDOR	F1	B1	W1	SEE RCP	
114	INTAKE OFFICE	F1	B1	W1	SEE RCP	
115	INTAKE ASSESS OFFICE	F1	B1	W1	SEE RCP	
116	INTAKE COORD OFFICE	F1	B1	W1	SEE RCP	
117	STAIR	F1	B1	W1	SEE RCP	RM-1
118	RECEIVING	F6	B1	W1	SEE RCP	
119	IOP COUNSELOR	F1	B1	W1	SEE RCP	
120	DOSING	F1	B1	W1	SEE RCP	
121	DOSING/ PHARMACY	F1	B1	W1	SEE RCP	
122	STORAGE	F1	B1	W1	SEE RCP	
123	ESR	F6	B1	W1	SEE RCP	
124	STAFF TOILET	F2	B2	W1	SEE RCP	
125	STAFF TOILET	F2	B2	W1	SEE RCP	
126	RESIDENT CORRIDOR	F1	B1	W1	SEE RCP	
127	PATIENT RR	F2	B2	W1	SEE RCP	
128	ELECTRIC / DATA	F6	B1	W1	SEE RCP	
129	MEP	F6	B1	W1	SEE RCP	
130	DINING ROOM	F1	B1	W1	SEE RCP	
130A	OUTDOOR PATIO	-	-	-	-	
131	SERVERY	F1	B1	W1	SEE RCP	
132	DATA	F6	B1	W1	SEE RCP	
133	CORRIDOR	F1	B1	W1	SEE RCP	
134	OFFICE	F8	B1	W1	SEE RCP	
135	OFFICE	F8	B1	W1	SEE RCP	
136	OFFICE	F8	B1	W1	SEE RCP	
137	CONSULT	F1	B1	W1	SEE RCP	
138	CARE COORDINATOR	F1	B1	W1	SEE RCP	
139	OFFICE MANAGER	F1	B1	W1	SEE RCP	
140	CONSULT	F1	B1	W1	SEE RCP	
141	PEER SUPPORT	F1	B1	W1	SEE RCP	
142	CONSULT	F1	B1	W1	SEE RCP	
143	CONSULT	F1	B1	W1	SEE RCP	
144	CONSULT	F1	B1	W1	SEE RCP	
145	CONSULT	F1	B1	W1	SEE RCP	
146	CONSULT	F1	B1	W1	SEE RCP	
147	CONSULT	F1	B1	W1	SEE RCP	
148	CONSULT	F1	B1	W1	SEE RCP	
149	STAIR	F1	B1	W1	SEE RCP	RM-1
150	OFFICE	F1	B1	W1	SEE RCP	
151	COPY RM / WORK RM	F1	B1	W1	SEE RCP	
152	STORAGE	F1	B1	W1	SEE RCP	
153	PATIENT RESTROOM	F2	B2	W1	SEE RCP	
154	PATIENT RESTROOM	F2	B2	W1	SEE RCP	
155	CORRIDOR	F1	B1	W1	SEE RCP	
156	LAB / BLOOD DRAW	F1	B1	W1	SEE RCP	
157	STORAGE	F1	B1	W1	SEE RCP	
158	CONSULT	F1	B1	W1	SEE RCP	
159	EXAM	F1	B1	W1	SEE RCP	
160	CLEAN STORAGE	F6	B1	W1	SEE RCP	
161	EXAM	F1	B1	W1	SEE RCP	
162	CONSULT	F1	B1	W1	SEE RCP	
200	CORRIDOR	F1	B1	W1	SEE RCP	
200A	CL	F1	B1	W1	SEE RCP	
201	OFFICE	F1	B1	W1	SEE RCP	
202	CONSULT	F1	B1	W1	SEE RCP	
203	CONSULT	F1	B1	W1	SEE RCP	
204	MOTHERS / HEALTH RM.	F8	B1	W1	SEE RCP	
205	CONSULT	F1	B1	W1	SEE RCP	
206	CONSULT	F1	B1	W1	SEE RCP	
207	CARE COORDINATOR + PEER SUPPORT	F1	B1	W1	SEE RCP	
208	STAIR	F1	B1	W1	SEE RCP	RM-1
209	EXAM	F1	B1	W1	SEE RCP	
210	PATIENT RR	F2	B2	W1	SEE RCP	
211	STAFF RESTROOM	F2	B2	W1	SEE RCP	
212	OFFICE	F1	B1	W1	SEE RCP	
213	STAFF LOUNGE	F1	B1	W1	SEE RCP	
214	EXERCISE ROOM	F5	B1	W1	SEE RCP	
215	CORRIDOR	F1	B1	W1	SEE RCP	
216	RESIDENT RR	F2	B2	W1	SEE RCP	
217	COUNSELOR	F1	B1	W1	SEE RCP	
218A	TECH	F1	B1	W1	SEE RCP	
218B	STORAGE	F1	B1	W1	SEE RCP	
219	RESIDENT RR	F2	B2	W1	SEE RCP	
220	RESIDENT LAUNDRY	F2	B1	W1	SEE RCP	
221	CENTRAL BATHING	F7	B3	W1	SEE RCP	
222	MED DISPENSING STORAGE	F1	B1	W1	SEE RCP	

**ROOM FINISH SCHEDULE - COMMON AREAS**

ROOM NUMBER	ROOM NAME	FLOOR	BASE	WALL	CEILING	REMARKS
223	RESIDENT RR	F2	B2	W1	SEE RCP	
224	GROUP RM	F1	B1	W1	SEE RCP	
225	SNACK CL	F1	B1	W1	SEE RCP	
226	STAIR	F1	B1	W1	SEE RCP	RM-1
227	LOUNGE	F1	B1	W1	SEE RCP	
228	STAFF DESK	F1	B1	W1	SEE RCP	
229	QUIET ROOM	F8	B1	W1	SEE RCP	
230	RESIDENT RR	F2	B2	W1	SEE RCP	
231	VISITATION	F1	B1	W1	SEE RCP	
232	CORRIDOR	F1	B1	W1	SEE RCP	
233	STAFF RR	F2	B2	W1	SEE RCP	
234	MEP	F1	B1	W1	SEE RCP	
235	ESR	F1	B1	W1	SEE RCP	
300	CORRIDOR	F1	B1	W1	SEE RCP	
301	OFFICE	F1	B1	W1	SEE RCP	
302	RESTROOM	F2	B2	W1	SEE RCP	
303	OFFICE	F1	B1	W1	SEE RCP	
304	OFFICE	F1	B1	W1	SEE RCP	
305	HR Huddle ROOM	F8	B1	W1	SEE RCP	
306	EXEC CONFERENCE RM	F8	B1	W1	SEE RCP	
307	STAIR	F3	B1	W1	SEE RCP	RM-1
308	STAFF TOILET	F1	B2	W1	SEE RCP	
309	CORRIDOR	F1	B1	W1	SEE RCP	
310	MED. RECORD STORAGE	F1	B1	W1	SEE RCP	
311	OFFICE	F1	B1	W1	SEE RCP	
312	OFFICE	F1	B1	W1	SEE RCP	
313	OFFICE	F1	B1	W1	SEE RCP	
314	OFFICE	F1	B1	W1	SEE RCP	
315	OFFICE	F1	B1	W1	SEE RCP	
316	OFFICE	F1	B1	W1	SEE RCP	
317	OFFICE	F1	B1	W1	SEE RCP	
318	OFFICE	F1	B1	W1	SEE RCP	
319	OPEN OFFICE	F1	B1	W1	SEE RCP	
320	OFFICE	F1	B1	W1	SEE RCP	
321	HR STORAGE	F1	B1	W1	SEE RCP	
322	SHARED OFFICE	F1	B1	W1	SEE RCP	
323	OFFICE	F1	B1	W1	SEE RCP	
324	CORRIDOR	F1	B1	W1	SEE RCP	
325	CORRIDOR	F1	B1	W1	SEE RCP	
326	PATIENT RR	F2	B2	W1	SEE RCP	
327	EXAM	F1	B1	W1	SEE RCP	
328	ESR	F1	B1	W1	SEE RCP	
329	THERAPY	F1	B1	W1	SEE RCP	
330	MEP	F1	B1	W1	SEE RCP	
331	STAFF RR	F2	B2	W1	SEE RCP	
332	VISITATION	F1	B1	W1	SEE RCP	
333	RESTROOM	F2	B2	W1	SEE RCP	
334	QUIET ROOM	F8	B1	W1	SEE RCP	
335	LOUNGE	F1	B1	W1	SEE RCP	
336	STAFF DESK	F1	B1	W1	SEE RCP	
337	STAIR	F3	B1	W1	SEE RCP	RM-1
338	SNACK CL	F1	B1	W1	SEE RCP	
339	GROUP RM	F1	B1	W1	SEE RCP	
340	RESIDENT RR	F2	B2	W1	SEE RCP	
341	MED. DISPENSING STORAGE	F1	B1	W1	SEE RCP	
342	CENTRAL BATHING	F7	B3	W1	SEE RCP	
343	RESIDENT RR	F2	B2	W1	SEE RCP	
344	RESIDENT LAUNDRY	F2	B1	W1	SEE RCP	
345	CORRIDOR	F1	B1	W1	SEE RCP	
E1	ELEVATOR	F1	-	-	-	


**ROOM FINISH SCHEDULE - RESIDENTIAL UNITS**

ROOM NUMBER	ROOM NAME	FLOOR	BASE	WALL	CEILING	REMARKS
U200	DOUBLE 1	F1	B1	W1	C1	
U201	DOUBLE 2	F1	B1	W1	C1	
U202	DOUBLE 3	F1	B1	W1	C1	
U203	DOUBLE 4	F1	B1	W1	C1	
U204	DOUBLE 5	F1	B1	W1	C1	
U205	DOUBLE 6	F1	B1	W1	C1	
U206	SINGLE 1 - TYPE A	F1	B1	W1	C1	
U207	SINGLE 2	F1	B1	W1	C1	
U208	SINGLE 3	F1	B1	W1	C1	
U209	SINGLE 4	F1	B1	W1	C1	
U300	DOUBLE 1	F1	B1	W1	C1	
U301	DOUBLE 2	F1	B1	W1	C1	
U302	DOUBLE 3	F1	B1	W1	C1	
U303	DOUBLE 4	F1	B1	W1	C1	
U304	SINGLE 1 - TYPE A	F1	B1	W1	C1	
U305	SINGLE 2	F1	B1	W1	C1	

FINISH LEGEND	REMARKS LEGEND
<b>FLOOR:</b> F1 - LUXURY VINYL TILE F2 - CERAMIC TILE F3 - LUXURY VINYL TILE @ LANDINGS, RUBBER TREADS AND RISERS ON STAIRS F4 - WALK-OFF CARPET TILE F5 - RUBBER ATHLETIC FLOORING F6 - SEALED CONCRETE F7 - EPOXY FLOORING F8 - CARPET TILE  <b>BASE:</b> B1 - 4" HIGH RESILIENT BASE B2 - BULLNOSED CERAMIC BASE B3 - 4" INTEGRAL EPOXY COVE BASE  <b>WALL:</b> W1 - PAINTED GYPSUM BOARD  <b>CEILING:</b> C1 - PAINTED GYPSUM BOARD C2 - SUSPENDED ACOUSTIC PANEL CEILING	RM-1 PAINT STRINGERS



EmbossDesign.com 906 Monmouth Street,  
(859)431-8612 Newport, KY 41071



EMMA ADKISSON, LIC# 2118357  
EXPIRATION DATE 12/31/2025

**The Crossroads Center**  
2114 Reading Road, Cincinnati, Ohio, 45202

NO.	DESCRIPTION	DATE
	PERMIT SET	08/09/24
1	ADDENDUM 1	08/29/24

FINISH SCHEDULE

23-056

**A602**



THIS DOCUMENT, AND THE IDEAS AND DESIGNS INCORPORATED HEREIN, AS AN INSTRUMENT OF PROFESSIONAL SERVICE, IS THE PROPERTY OF EMBOSS DESIGN. NO PART OF THIS DOCUMENT IS TO BE REPRODUCED OR TRANSMITTED IN ANY FORM OR BY ANY MEANS, ELECTRONIC OR MECHANICAL, INCLUDING PHOTOCOPYING, RECORDING, OR BY ANY INFORMATION STORAGE AND RETRIEVAL SYSTEM, WITHOUT THE WRITTEN AUTHORIZATION OF EMBOSS DESIGN. ALL RIGHTS RESERVED.

Z:\Project Directories\10600 - Crossroads Center - Cincinnati, OH - EMBOSS\Construction Documents\10637-FP101-FIRE-PROTECTION-SECOND-FLOOR-FINAL.dwg - EBS - Plot Date/Time: Aug 29, 2024 - 12:18pm - By: Keith Schloemer  
 THESE DRAWINGS AND SPECIFICATIONS ARE NOT AUTHORIZED TO BE USED AS CONTRACT DOCUMENTS. THESE DRAWINGS HAVE BEEN PREPARED TO DEMONSTRATE COMPLIANCE WITH APPLICABLE CODES, AND ARE INTENDED TO PROVIDE THE AUTHORITIES HAVING JURISDICTION WITH INFORMATION TO DETERMINE CODE COMPLIANCE. THE INSTALLING CONTRACTOR IS RESPONSIBLE TO ENSURE THAT MEANS, METHODS, AND MATERIALS USED IN CONSTRUCTION ARE INSTALLED IN ACCORDANCE WITH ANY CONTRACTUAL AGREEMENT THAT MAY EXIST WITH AN OWNER, CONSTRUCTION MANAGER, GENERAL CONTRACTOR, ETC. EBS ACCEPTS NO RESPONSIBILITY OR LIABILITY FOR THE COMPLIANCE OR CONDITION OF EXISTING EQUIPMENT AND WIRING.

**FIRE PROTECTION GENERAL NOTES**

INSTALL NEW SPRINKLER SYSTEM PER NFPA 13 THROUGHOUT THE BUILDING. CONCEALED COMBUSTIBLE SPACES INTERSTITIAL SPACES FOR THE FLOOR/CEILING AND ROOF/CEILING ASSEMBLIES SHALL BE PROTECTED IN ACCORDANCE WITH NFPA 13 AND SHALL COMPLY WITH THE DRAFTSTOPPING EXCEPTIONS IN 718.3 AND 718.4.  
 SPRINKLERS ARE TO BE LOCATED IN THE CENTER OF ALL CEILING TILES (IN AT LEAST ONE DIRECTION).  
 COORDINATE WITH ARCHITECT'S CODE ANALYSIS. CONTACT ARCHITECT IF ANY DISCREPANCIES.  
 REFERENCE ARCHITECTURAL PLANS FOR CEILING HEIGHTS AND MATERIALS.  
DELEGATED FIRE SUPPRESSION DESIGN  
 DESIGN OF THE FIRE SUPPRESSION SYSTEM IS DELEGATED TO THE INSTALLING CONTRACTOR. RESPONSIBILITY FOR PROVIDING A COMPLIANT, OPERATIONAL FIRE SUPPRESSION SYSTEM LIES WITH THE INSTALLING SPRINKLER CONTRACTOR. REFER TO ARCHITECT'S CODE SHEET WHEN DETERMINING THE APPROPRIATE FIRE SUPPRESSION DESIGN. VERIFY REQUIREMENTS SPECIFIC TO THE PROJECT LOCALITY, THE AUTHORITY HAVING JURISDICTION, AND INCLUDE IN SCOPE.  
 THESE DRAWINGS SHOW THE INTENDED FIRE SUPPRESSION SCOPE. THE INSTALLING CONTRACTOR SHALL FURNISH ALL REQUIRED DRAWINGS AND HYDRAULIC CALCULATIONS REQUIRED TO OBTAIN THE PERMIT. THE DRAWINGS AND CALCULATIONS SHALL BE PREPARED BY A LICENSED PROFESSIONAL ENGINEER OR AN INDIVIDUAL CARRYING ALL CERTIFICATIONS REQUIRED BY THE AGENCY RESPONSIBLE FOR REVIEW AND APPROVAL. DRAWINGS SHALL BE SUBMITTED TO THE ARCHITECT / OWNER FOR REVIEW PRIOR TO SUBMITTING FOR PERMIT.  
 REQUIRED COMPONENTS THAT ARE NOT SHOWN ON THESE DRAWINGS ARE THE RESPONSIBILITY OF THIS CONTRACTOR AND ARE INCLUDED IN THIS SCOPE OF WORK.

FIRE PROTECTION LEGEND	
SYMBOL	DESCRIPTION
— F —	FIRE SERVICE / SPRINKLER PIPING
○ <sup>N</sup>	EXPOSED SPRINKLER IN AREA WITH NO CEILING (BRASS FINISH)
● <sup>N</sup>	SPRINKLER IN FINISHED CEILING (CONCEALED WITH COVER PLATE)
⊙ <sup>N</sup>	SIDEWALL SPRINKLER



**1 FIRE PROTECTION FLOOR PLAN - SECOND FLOOR**  
 FP101 SCALE: 1/8" = 1'-0"



EmbossDesign.com 906 Monmouth Street,  
 (859)431-8612 Newport, KY 41071

PR - 10637  
**ENGINEERED BUILDING SYSTEMS INC.**  
 Shared Success Through Collaboration and Efficiency  
 916 Monmouth Street, Suite 201  
 Newport, KY 41071 (859) 241-0285  
 MEP Consulting Services, Inc. in OH  
 Copyright © 2015  
THIS DOCUMENT IS THE PROPERTY OF ENGINEERED BUILDING SYSTEMS, INC. NO PART OF THIS DOCUMENT IS TO BE REPRODUCED OR TRANSMITTED IN ANY FORM OR BY ANY MEANS, ELECTRONIC OR MECHANICAL, INCLUDING PHOTOCOPYING, RECORDING, OR BY ANY INFORMATION STORAGE AND RETRIEVAL SYSTEM, WITHOUT THE WRITTEN CONSENT OF ENGINEERED BUILDING SYSTEMS, INC.

**The Crossroads Center**  
 2114 Reading Road, Cincinnati, Ohio,  
 45202

NO.	DESCRIPTION	DATE
1	PERMIT SET	08/09/24
	ADDENDUM 1	08/29/24

FIRE PROTECTION  
 SECOND FLOOR PLAN

23-056

**FP101**

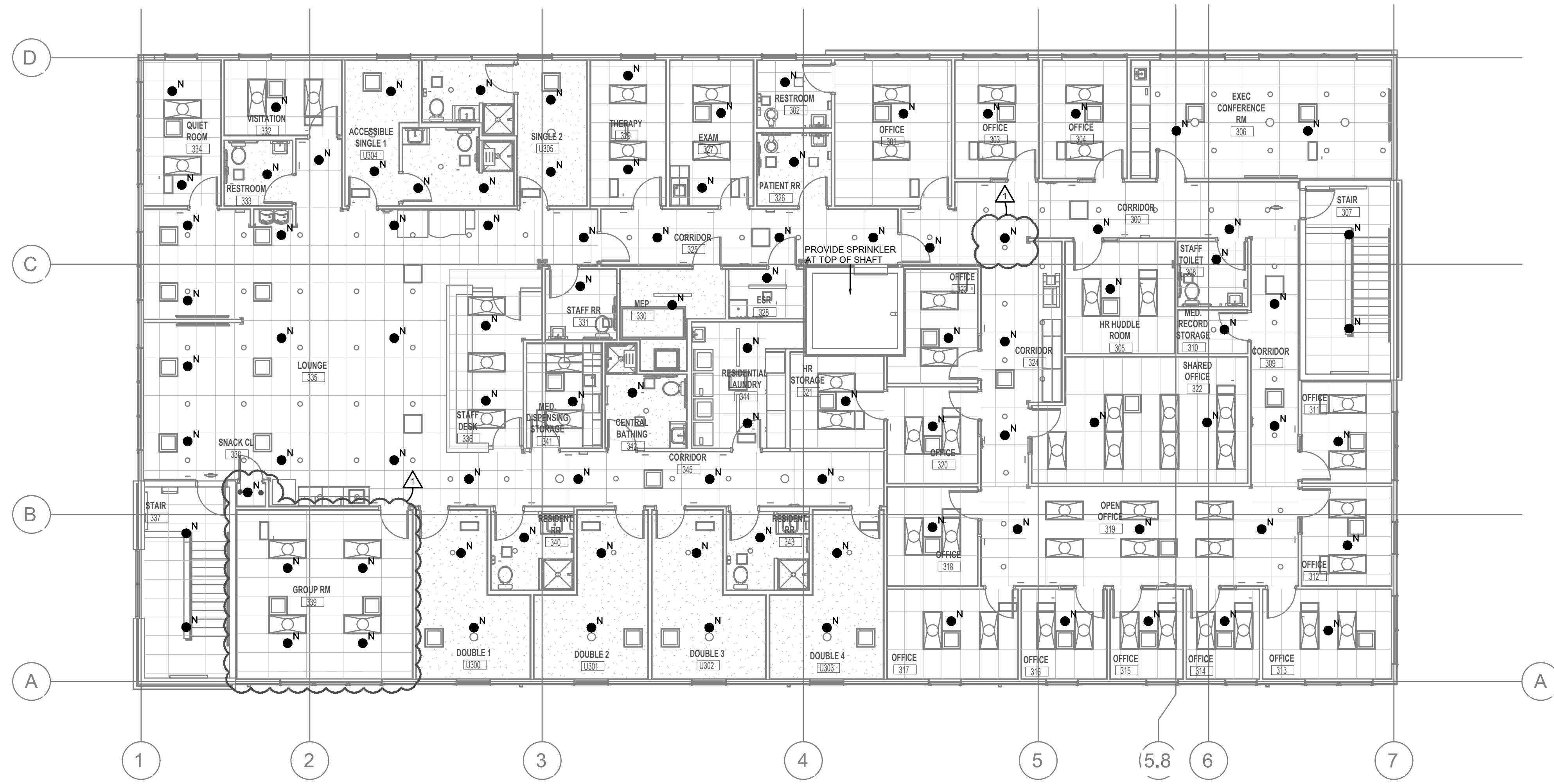
THIS DOCUMENT, AND THE IDEAS AND DESIGNS INCORPORATED HEREIN, AS AN INSTRUMENT OF PROFESSIONAL SERVICE, IS THE PROPERTY OF EMBOSS DESIGN. NO PART OF THIS DOCUMENT IS TO BE REPRODUCED OR TRANSMITTED IN ANY FORM OR BY ANY MEANS, ELECTRONIC OR MECHANICAL, INCLUDING PHOTOCOPYING, RECORDING, OR BY ANY INFORMATION STORAGE AND RETRIEVAL SYSTEM, WITHOUT THE WRITTEN AUTHORIZATION OF EMBOSS DESIGN. ALL RIGHTS RESERVED.

Z:\Project Directories\10600 - Crossroads Center - Cincinnati, OH - EMBOSS Construction Documents\10637-FIRE-PROTECTION-THIRD-FLOOR-FLOOR-PLAN.dwg - EBS. Plot Date/Time: Aug 29, 2024 - 12:12pm - By: Keith.Schoemer  
 THESE DRAWINGS AND SPECIFICATIONS ARE NOT AUTHORIZED TO BE USED AS CONTRACT DOCUMENTS. THESE DRAWINGS HAVE BEEN PREPARED TO DEMONSTRATE COMPLIANCE WITH APPLICABLE CODES, AND ARE INTENDED TO PROVIDE THE AUTHORITIES HAVING JURISDICTION WITH INFORMATION TO DETERMINE CODE COMPLIANCE. THE INSTALLING CONTRACTOR IS RESPONSIBLE TO ENSURE THAT MEANS, METHODS, AND MATERIALS USED IN CONSTRUCTION ARE INSTALLED IN ACCORDANCE WITH ANY CONTRACTUAL AGREEMENT THAT MAY EXIST WITH AN OWNER, CONSTRUCTION MANAGER, GENERAL CONTRACTOR, ETC. EBS ACCEPTS NO RESPONSIBILITY OR LIABILITY FOR THE COMPLIANCE OR CONDITION OF EXISTING EQUIPMENT AND WIRING.

**FIRE PROTECTION GENERAL NOTES**

INSTALL NEW SPRINKLER SYSTEM PER NFPA 13 THROUGHOUT THE BUILDING. CONCEALED COMBUSTIBLE SPACES INTERSTITIAL SPACES FOR THE FLOOR/CEILING AND ROOF/CEILING ASSEMBLIES SHALL BE PROTECTED IN ACCORDANCE WITH NFPA 13 AND SHALL COMPLY WITH THE DRAFTSTOPPING EXCEPTIONS IN 718.3 AND 718.4.  
 SPRINKLERS ARE TO BE LOCATED IN THE CENTER OF ALL CEILING TILES (IN AT LEAST ONE DIRECTION).  
 COORDINATE WITH ARCHITECT'S CODE ANALYSIS. CONTACT ARCHITECT IF ANY DISCREPANCIES.  
 REFERENCE ARCHITECTURAL PLANS FOR CEILING HEIGHTS AND MATERIALS.  
**DELEGATED FIRE SUPPRESSION DESIGN**  
 DESIGN OF THE FIRE SUPPRESSION SYSTEM IS DELEGATED TO THE INSTALLING CONTRACTOR. RESPONSIBILITY FOR PROVIDING A COMPLIANT, OPERATIONAL FIRE SUPPRESSION SYSTEM LIES WITH THE INSTALLING SPRINKLER CONTRACTOR. REFER TO ARCHITECT'S CODE SHEET WHEN DETERMINING THE APPROPRIATE FIRE SUPPRESSION DESIGN. VERIFY REQUIREMENTS SPECIFIC TO THE PROJECT LOCALITY, THE AUTHORITY HAVING JURISDICTION, AND INCLUDE IN SCOPE.  
 THESE DRAWINGS SHOW THE INTENDED FIRE SUPPRESSION SCOPE. THE INSTALLING CONTRACTOR SHALL FURNISH ALL REQUIRED DRAWINGS AND HYDRAULIC CALCULATIONS REQUIRED TO OBTAIN THE PERMIT. THE DRAWINGS AND CALCULATIONS SHALL BE PREPARED BY A LICENSED PROFESSIONAL ENGINEER OR AN INDIVIDUAL CARRYING ALL CERTIFICATIONS REQUIRED BY THE AGENCY RESPONSIBLE FOR REVIEW AND APPROVAL. DRAWINGS SHALL BE SUBMITTED TO THE ARCHITECT / OWNER FOR REVIEW PRIOR TO SUBMITTING FOR PERMIT.  
 REQUIRED COMPONENTS THAT ARE NOT SHOWN ON THESE DRAWINGS ARE THE RESPONSIBILITY OF THIS CONTRACTOR AND ARE INCLUDED IN THIS SCOPE OF WORK.

FIRE PROTECTION LEGEND	
SYMBOL	DESCRIPTION
— F —	FIRE SERVICE / SPRINKLER PIPING
○ <sup>N</sup>	EXPOSED SPRINKLER IN AREA WITH NO CEILING (BRASS FINISH)
● <sup>N</sup>	SPRINKLER IN FINISHED CEILING (CONCEALED WITH COVER PLATE)
◐ <sup>N</sup>	SIDEWALL SPRINKLER



1 FIRE PROTECTION FLOOR PLAN - THIRD FLOOR  
 FP102 SCALE: 1/8" = 1'-0"



EmbossDesign.com 906 Monmouth Street,  
 (859)431-8612 Newport, KY 41071

PR - 10637  
**ENGINEERED BUILDING SYSTEMS INC.**  
 Shared Success Through Collaboration and Efficiency  
 916 Monmouth Street, Suite 201  
 Newport, KY 41071 (859) 241-0285  
 MEP Consulting Services, Inc. in OH  
 Copyright © 2015  
 THIS DOCUMENT IS THE PROPERTY OF EMBASS DESIGN AND IS NOT TO BE REPRODUCED OR TRANSMITTED IN ANY FORM OR BY ANY MEANS, ELECTRONIC OR MECHANICAL, INCLUDING PHOTOCOPYING, RECORDING, OR BY ANY INFORMATION STORAGE AND RETRIEVAL SYSTEM, WITHOUT THE WRITTEN AUTHORIZATION OF EMBASS DESIGN. ALL RIGHTS RESERVED.

**The Crossroads Center**  
 2114 Reading Road, Cincinnati, Ohio,  
 45202

NO.	DESCRIPTION	DATE
1	PERMIT SET	08/09/24
	ADDENDUM 1	08/29/24

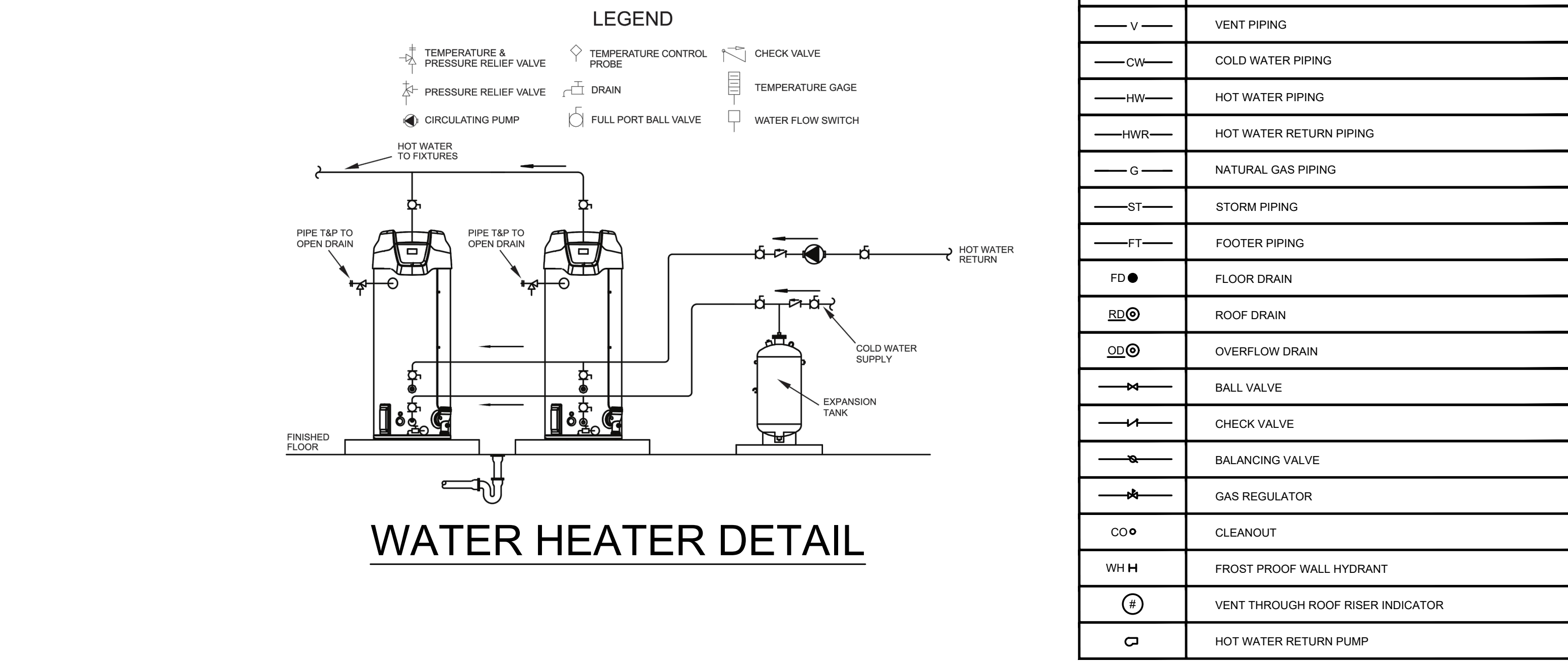
FIRE PROTECTION  
 THIRD FLOOR PLAN

23-056

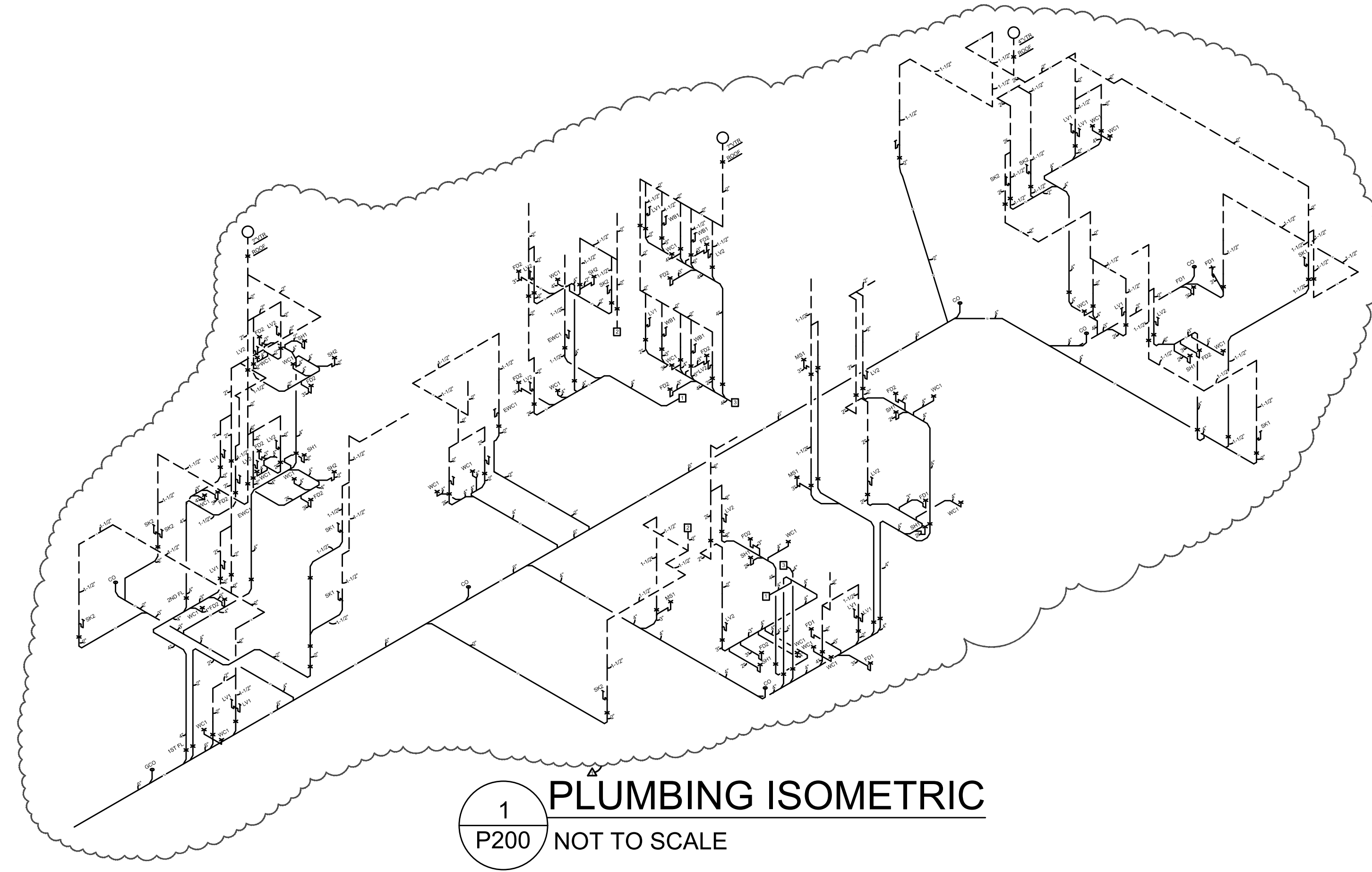
**FP102**

THIS DOCUMENT, AND THE IDEAS AND DESIGNS INCORPORATED HEREIN, AS AN INSTRUMENT OF PROFESSIONAL SERVICE, IS THE PROPERTY OF EMBOSS DESIGN. IT IS NOT TO BE USED IN WHOLE OR IN PART FOR ANY OTHER PROJECT, WITHOUT THE WRITTEN AUTHORIZATION OF EMBOSS DESIGN. ALL RIGHTS RESERVED.

Z:\Project Directories\10600 - Crossroads Center - Cincinnati OH - EMBOSS\Construction Documents\10637-P201-PLUMBING-DETAILS.dwg - EBS - By: derek.grundy  
 THESE DRAWINGS AND SPECIFICATIONS ARE NOT AUTHORIZED TO BE USED AS CONTRACT DOCUMENTS. THESE DRAWINGS HAVE BEEN PREPARED TO DEMONSTRATE COMPLIANCE WITH APPLICABLE CODES, AND ARE INTENDED TO PROVIDE THE AUTHORITIES HAVING JURISDICTION WITH INFORMATION TO DETERMINE CODE COMPLIANCE. THE INSTALLING CONTRACTOR IS RESPONSIBLE TO ENSURE THAT MEANS, METHODS, AND MATERIALS USED IN CONSTRUCTION ARE INSTALLED IN ACCORDANCE WITH ANY CONTRACTUAL AGREEMENT THAT MAY EXIST WITH AN OWNER, CONSTRUCTION MANAGER, GENERAL CONTRACTOR, ETC. EBS ACCEPTS NO RESPONSIBILITY OR LIABILITY FOR THE COMPLIANCE OR CONDITION OF EXISTING EQUIPMENT AND WIRING.



PLUMBING LEGEND	
SYMBOL	DESCRIPTION
--- S ---	SANITARY/WASTE PIPING BELOW FLOOR
--- S ---	SANITARY/WASTE PIPING ABOVE CEILING
--- V ---	VENT PIPING
--- CW ---	COLD WATER PIPING
--- HW ---	HOT WATER PIPING
--- HWR ---	HOT WATER RETURN PIPING
--- G ---	NATURAL GAS PIPING
--- ST ---	STORM PIPING
--- FT ---	FOOTER PIPING
FD ●	FLOOR DRAIN
RD ⊙	ROOF DRAIN
OD ⊙	OVERFLOW DRAIN
⊘	BALL VALVE
⊘	CHECK VALVE
⊘	BALANCING VALVE
⊘	GAS REGULATOR
CO ⊙	CLEANOUT
WH H	FROST PROOF WALL HYDRANT
⊘	VENT THROUGH ROOF RISER INDICATOR
⊘	HOT WATER RETURN PUMP



EmbossaDesign.com 906 Monmouth Street,  
 (859)431-8612 Newport, KY 41071

PR - 10637  
**ENGINEERED BUILDING SYSTEMS INC.**  
 Shared Success Through Collaboration and Efficiency  
 515 Monmouth Street, Suite 201  
 Newport, KY 41071 (859) 431-8685  
 MEP Consulting Services, Inc. in OH  
 Copyright © 2015  
 THIS DOCUMENT IS THE PROPERTY OF ENGINEERED BUILDING SYSTEMS INC. NO PART OF THIS DOCUMENT MAY BE REPRODUCED OR TRANSMITTED IN ANY FORM OR BY ANY MEANS, ELECTRONIC OR MECHANICAL, WITHOUT WRITTEN CONSENT OF ENGINEERED BUILDING SYSTEMS INC.

**The Crossroads Center**  
 2114 Reading Road, Cincinnati, Ohio,  
 45202

NO.	DESCRIPTION	DATE
1	PERMIT SET	08.09.24
	ADDENDUM 1	08/29/24

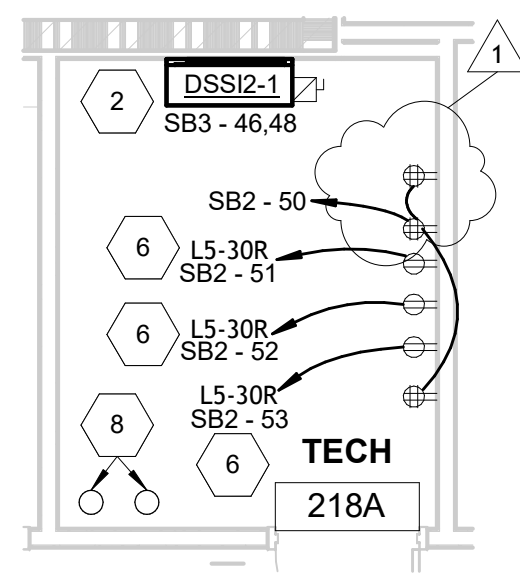
PLUMBING DETAILS

23-056

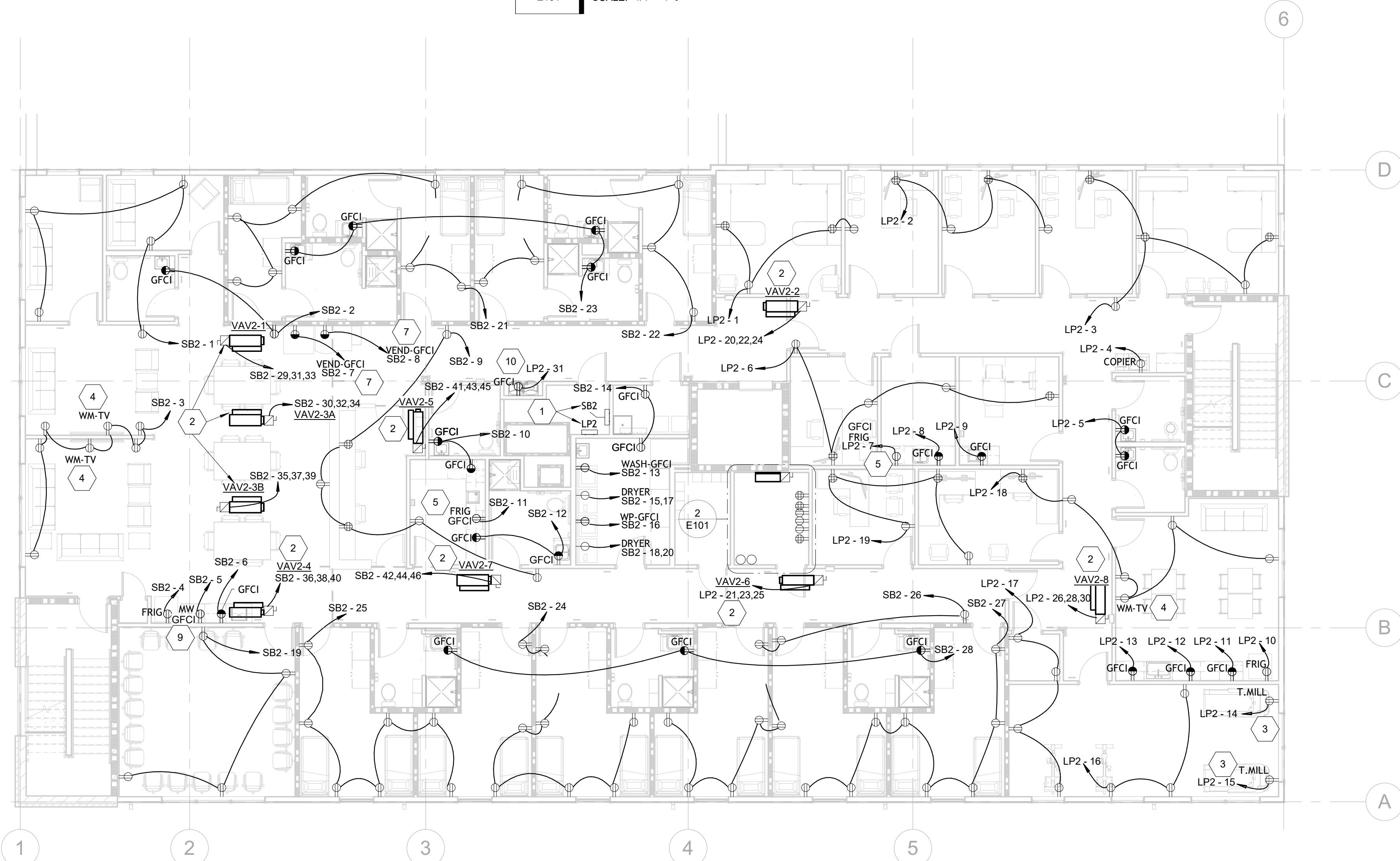
P201

THESE DRAWINGS AND SPECIFICATIONS ARE NOT AUTHORIZED TO BE USED AS CONTRACT DOCUMENTS. THESE DRAWINGS HAVE BEEN PREPARED TO DEMONSTRATE COMPLIANCE WITH APPLICABLE CODES AND ARE INTENDED TO PROVIDE THE AUTHORITIES HAVING JURISDICTION WITH INFORMATION TO DETERMINE CODE COMPLIANCE. THE INSTALLING CONTRACTOR IS RESPONSIBLE TO ENSURE THAT MEANS, METHODS, AND MATERIALS USED IN CONSTRUCTION ARE INSTALLED IN ACCORDANCE WITH ANY CONTRACTUAL AGREEMENT THAT MAY EXIST WITH AN OWNER, CONSTRUCTION MANAGER, GENERAL CONTRACTOR, ETC. EBS ACCEPTS NO RESPONSIBILITY OR LIABILITY FOR THE COMPLIANCE OR CONDITION OF EXISTING EQUIPMENT AND WIRING.

KEYED SHEET NOTES	
1	ELECTRICAL EQUIPMENT LOCATION(S). SEE DETAILS SHEETS FOR MORE INFORMATION.
2	MECHANICAL EQUIPMENT PROVIDED BY THE MECHANICAL CONTRACTOR. WIRING BY THE ELECTRICAL CONTRACTOR. VERIFY LOCATION AND REQUIREMENTS WITH MECHANICAL CONTRACTOR PRIOR TO ROUGH-IN.
3	PROVIDE DEDICATED RECPT FOR EXERCISE EQUIPMENT.
4	RECEPTACLE SERVES WALL MOUNT TV. COORDINATE MOUNTING HEIGHT AND REQUIRED DATA CABLING WITH OWNER'S REP, ARCHITECT, AND DATA CONSULTANT PRIOR TO CONSTRUCTION.
5	FRIDGE IS LOCATED UNDER COUNTER. COORDINATE LOCATION OF DEVICE WITH ARCH ELEVATION PRIOR TO ROUGH-IN. PROVIDE GFCI BREAKER FOR EQUIPMENT.
6	PROVIDE DEDICATED CIRCUIT FOR IT EQUIPMENT (L5-30R). LOCATE DEVICE AT TOP OF RACK. COORDINATE LOCATION WITH IT CONSULTANT PRIOR TO CONSTRUCTION.
7	PROVIDE GFCI BREAKER FOR VENDING MACHINE BRANCH CIRCUIT.
8	PROPOSED LOCATION (2) 4" CONDUIT SLEEVES FOR DATA CABLING TO PASS THROUGH THE CEILING TO THE NEXT FLOOR UP. COORDINATE CORE DRILLING SLEEVES WITH OTHER TRADES, OWNER'S REP, AND ARCHITECT PRIOR TO CONSTRUCTION.
9	LOCATE MICROWAVE OUTLET IN SHELF, UNDER COUNTERTOP. SEE ARCH ELEVATIONS FOR EXACT LOCATION.
10	COORDINATE LOCATION OF GFCI RECEPTACLE SERVING DRINKING FOUNTAIN WITH INSTALLING CONTRACTOR PRIOR TO CONSTRUCTION.



**2** POWER - 2ND FLOOR ENLARGED TECH ROOM  
 E101 SCALE: 1/4" = 1'-0"



MAGNETIC PLAN  
**1** POWER - 2ND FLOOR  
 E101 SCALE: 1/8" = 1'-0"



PR-10637  
**ENGINEERED BUILDING SYSTEMS INC.**  
 TEAMWORK • COLLABORATION  
 SHARED SUCCESS  
 515 Monmouth Street, Suite 204  
 Newport, KY 41071 (859) 261-0585  
 MEP Consulting Services, Inc. in OH  
 Copyright © 2015  
THIS DOCUMENT IS THE PROPERTY OF ENGINEERED BUILDING SYSTEMS INC. NEITHER THE DOCUMENT NOR THE INFORMATION CONTAINED HEREIN MAY BE REPRODUCED OR TRANSMITTED IN ANY FORM OR BY ANY MEANS, ELECTRONIC OR MECHANICAL, WITHOUT WRITTEN CONSENT OF ENGINEERED BUILDING SYSTEMS, INC.

**THE CROSSROADS CENTER**  
 2114 READING RD. CINCINNATI, OHIO

NO.	DESCRIPTION	DATE
	PERMIT SET	08/09/24
1	ADDENDUM 1	08/29/24

POWER PLAN - 2ND FLOOR

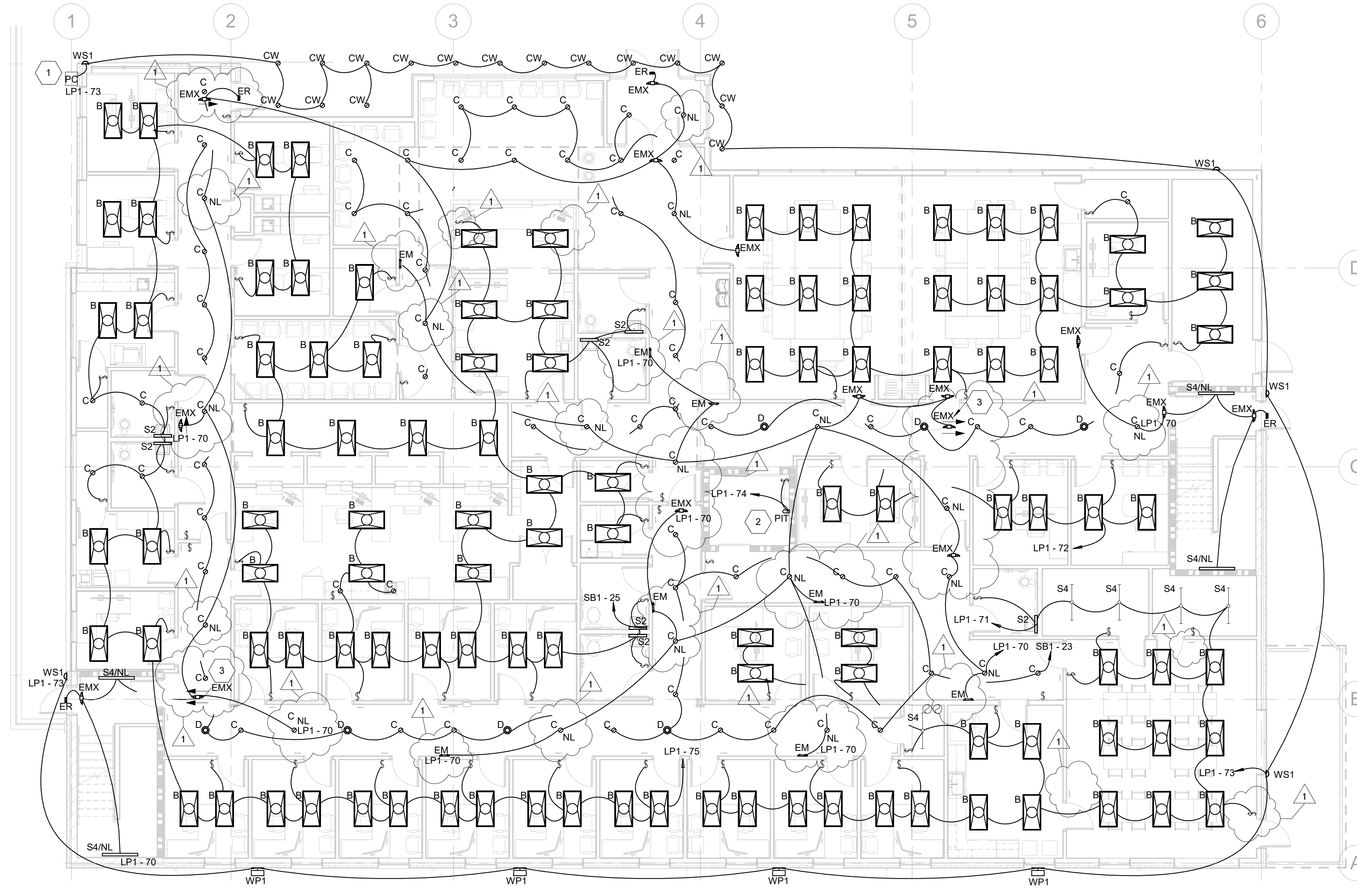
10637

**E101**

THESE DRAWINGS AND SPECIFICATIONS ARE NOT AUTHORIZED TO BE USED AS CONTRACT DOCUMENTS. THESE DRAWINGS HAVE BEEN PREPARED TO DEMONSTRATE COMPLIANCE WITH APPLICABLE CODES, AND ARE INTENDED TO PROVIDE THE AUTHORITIES HAVING JURISDICTION WITH INFORMATION TO DETERMINE CODE COMPLIANCE. THE INSTALLING CONTRACTOR IS RESPONSIBLE TO ENSURE THAT MEANS, METHODS, AND MATERIALS USED IN CONSTRUCTION ARE INSTALLED IN ACCORDANCE WITH ANY CONTRACTUAL AGREEMENT THAT MAY EXIST WITH AN OWNER. CONSTRUCTION MANAGER, GENERAL CONTRACTOR, ETC. EBS ACCEPTS NO RESPONSIBILITY OR LIABILITY FOR THE COMPLIANCE OR CONDITION OF EXISTING EQUIPMENT AND WIRING.

Crossroads Lighting Fixture Schedule						
Type Mark	Lamp	Description	Manufacturer	Model	Wattage	Comments
B	LED	2X4 CENTER BASKET INDIRECT LED TROFFER	Cooper Lighting	24CZSCT3-UNV	<varies>	
C	LED	6" RECESSED LED CAN	Spectrum Lighting	SGE6LEDFX30L35KDX/BH27/AR62 23FXSGMFSO AR6223FXSGMFSO	22 W	
CW	LED	6" RECESSED LED CAN - WET LISTED	Spectrum Lighting	SGE6LEDFX30L35KDX/BH27/AR62 23FXSGMFSOW	22 W	
D	LED	SURFACE MOUNT DECORATIVE FIXTURE - SLEEPING ROOMS	Milennium Lighting	4531	25 W	
EM	LED	LED 2-LAMP EMERGENCY LIGHTING UNIT W/ 90MIN. BATT BACKUP	Cooper Lighting	SEL25-SEL50	2 W	
EMX	LED	EXIT EMERGENCY COMBO W/ 90 MIN. BATTERY BACKUP	Securitylighting	APCH7R	4 W	PROVIDE REMOTE CAPIBILITIES AS REQUIRED
ER	LED	DUAL HEAD LED REMOTE FOR EMERG EXTERIOR ILLUNINATION	Compass Products	ARWR2		FED FROM ADJACENT EMX FIXTURE
GL1	LED	GROUND MOUNTED SPOT LIGHT	Acuity Brands Lighting	D-SERIES FLOOD SIZE 1 W/2 COB 4000K	21 W	
PIT	LED	VAPOR TIGHT LIGHT	Cooper Lighting	VT1730	17 W	
PL1	LED	POLE MOUNTED AREA LIGHTING; SINGLE HEAD	LSI Industries	MRM-LED-30L-SIL-2-40-70CRI (1 HEAD)	232 W	20' MOUNTING HEIGHT MAX BRONZE
PL2	LED	POLE MOUNTED AREA LIGHTING; DUAL HEAD 180 DEGREES	LSI Industries	MRM-LED-30L-SIL-2-40-70CRI (2-HEADS 180 DEGREES)	464 W	20' MOUNTING HEIGHT MAX BRONZE
ROUND POLE	N/A	STEEL ROUND POLE	LSI Industries	5RPU B3 S07G 17 S BRZ DGP		BRONZE FINISH. SEE POLE DETAIL FOR MORE INFO.
S2	LED	WALLMOUNT VANITY FIXTURE	Efficient Lighting	EL328-20LEDAC-BN	18 W	
S4	LED	4' SURFACE MOUNT LED STRIP FIXTURE	Cooper Lighting	4SNLED-LD5-28SL-UNV-L835-CD1-U	37 W	
S4/NL	LED	4' STAIR FIXTURE W/ EM BATTERY BACKUP	Cooper Lighting	4BCLED-LD4-36SL-F-UNV-EL14W-L835-CD1-U	37 W	
WP1	LED	LED WALLPACK BRONZE FINISH	ELCO LIGHTING	EWP 70 M 40	70 W	
WS1	LED	OUTDOOR CAST SCONCE W/DR3 FROSTED LENS; BROWN	Acuity Brands Lighting	OLCS 8 DDB W/DR3 FROSTED LENS	9 W	

- KEYED SHEET NOTES**
- ALL EXTERIOR LIGHTING TO BE CONTROLLED BY PHOTOCELL DEVICE LOCATED ON WEST SIDE OF BUILDING. COORDINATE FINAL LOCATION WITH OWNER'S REP. AND ARCHITECT PRIOR TO CONSTRUCTION.
  - ITEMS TO BE INSTALLED FOR THE ELEVATOR. CONFIRM ALL ELECTRICAL CONTRACTOR RESPONSIBLE WORK PRIOR TO ROUGH-IN. REFER TO ELEVATOR SHOP DRAWINGS FOR MORE INFORMATION. ALL ITEMS PERTAINING TO THE ELEVATOR TO BE INSTALLED PER NEC AND MANUFACTURER REQUIREMENTS.
  - 2-SIDED EXIT SIGN.



MAGNETIC PLAN  
 1 LIGHTING - 1ST FLOOR  
 E200 SCALE: 1/8" = 1'-0"



PR-10637  
**ENGINEERED BUILDING SYSTEMS INC.**  
 TEAMWORK • COLLABORATION  
 SHARED SUCCESS  
 515 Monmouth Street, Suite 204  
 Newport, KY 41071 (859) 261-0585  
 MEP Consulting Services, Inc. in OH  
 Copyright © 2015  
THIS DOCUMENT IS THE PROPERTY OF ENGINEERED BUILDING SYSTEMS INC. NO PART OF THIS DOCUMENT MAY BE REPRODUCED OR TRANSMITTED IN ANY FORM OR BY ANY MEANS WITHOUT WRITTEN CONSENT OF ENGINEERED BUILDING SYSTEMS, INC.

**THE CROSSROADS CENTER**  
 2114 READING RD. CINCINNATI, OHIO

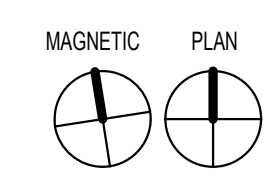
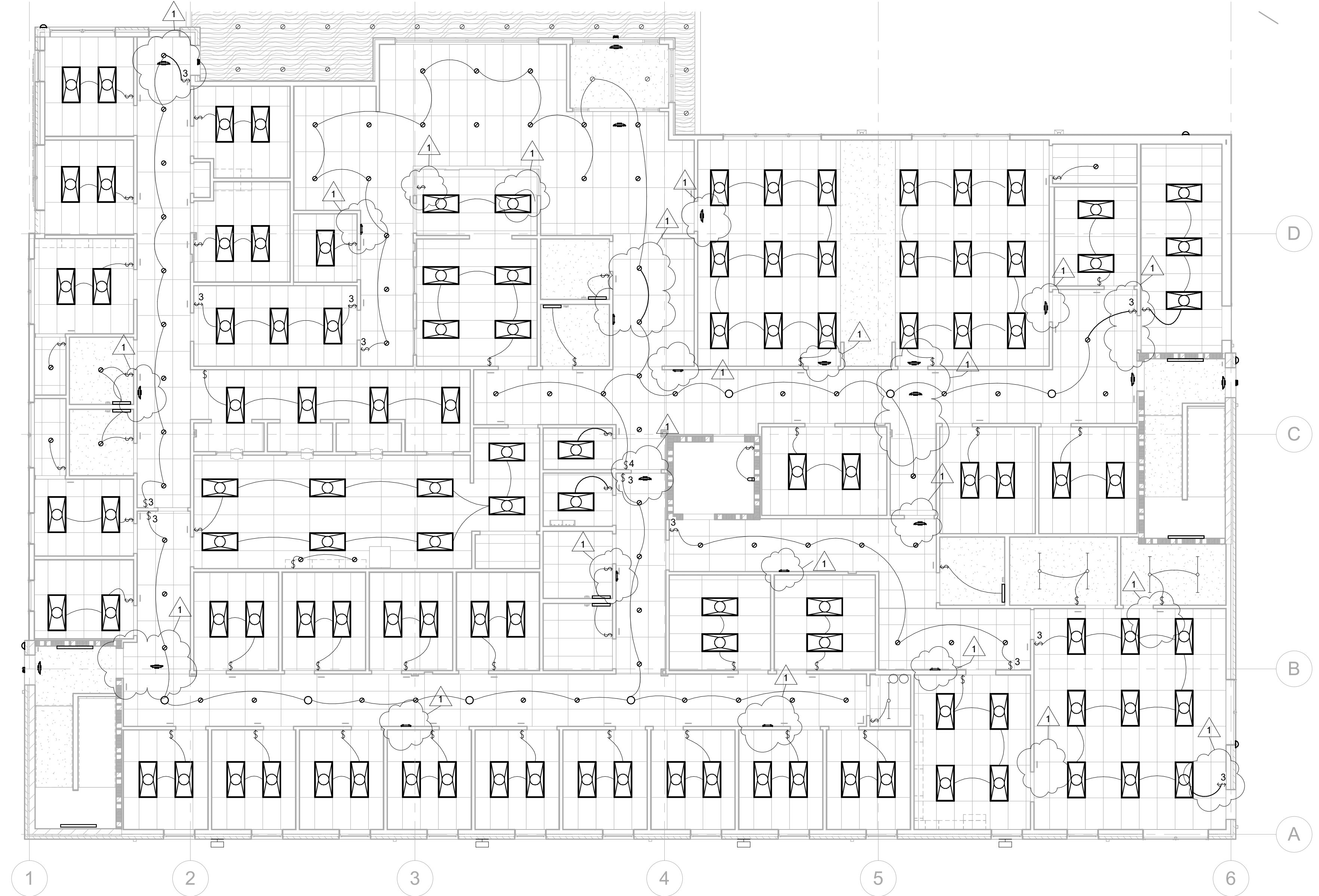
NO.	DESCRIPTION	DATE
	PERMIT SET	08/09/24
1	ADDENDUM 1	08/29/24

LIGHTING PLAN - 1ST FLOOR

10637

**E200**

THESE DRAWINGS AND SPECIFICATIONS ARE NOT AUTHORIZED TO BE USED AS CONTRACT DOCUMENTS. THESE DRAWINGS HAVE BEEN PREPARED TO DEMONSTRATE COMPLIANCE WITH APPLICABLE CODES, AND ARE INTENDED TO PROVIDE THE AUTHORITIES HAVING JURISDICTION WITH INFORMATION TO DETERMINE CODE COMPLIANCE. THE INSTALLING CONTRACTOR IS RESPONSIBLE TO ENSURE THAT MEANS, METHODS, AND MATERIALS USED IN CONSTRUCTION ARE INSTALLED IN ACCORDANCE WITH ANY CONTRACTUAL AGREEMENT THAT MAY EXIST WITH AN OWNER, CONSTRUCTION MANAGER, GENERAL CONTRACTOR, ETC. EBS ACCEPTS NO RESPONSIBILITY OR LIABILITY FOR THE COMPLIANCE OR CONDITION OF EXISTING EQUIPMENT AND WIRING.



**1 REFLECTED CEILING PLAN 1ST FLOOR**  
 E200.1 SCALE: 1/8" = 1'-0" \*SHOWS SWITCHING INTENT ONLY, SEE NEXT SHEET FOR CIRCUITING INFORMATION



EmbossDesign.com 906 Monmouth Street,  
 (859)431-8612 Newport, KY 41071

PR-10637  
**ENGINEERED BUILDING SYSTEMS INC.**  
 TEAMWORK • COLLABORATION  
 SHARED SUCCESS  
 515 Monmouth Street, Suite 204  
 Newport, KY 41071 (859) 261-0585  
 MEP Consulting Services, Inc. in OH  
 Copyright © 2015  

 THIS DOCUMENT IS THE PROPERTY AND EXCLUSIVE PROPERTY OF ENGINEERED BUILDING SYSTEMS, INC. NEITHER THE DOCUMENT NOR THE INFORMATION CONTAINED HEREIN IS TO BE REPRODUCED OR TRANSMITTED IN ANY FORM OR BY ANY MEANS, ELECTRONIC OR MECHANICAL, INCLUDING PHOTOCOPYING, RECORDING, OR BY ANY INFORMATION STORAGE AND RETRIEVAL SYSTEM, WITHOUT THE WRITTEN CONSENT OF ENGINEERED BUILDING SYSTEMS, INC.

**THE CROSSROADS CENTER**  
 2114 READING RD. CINCINNATI, OHIO

NO.	DESCRIPTION	DATE
	PERMIT SET	08/09/24
1	ADDENDUM 1	08/29/24

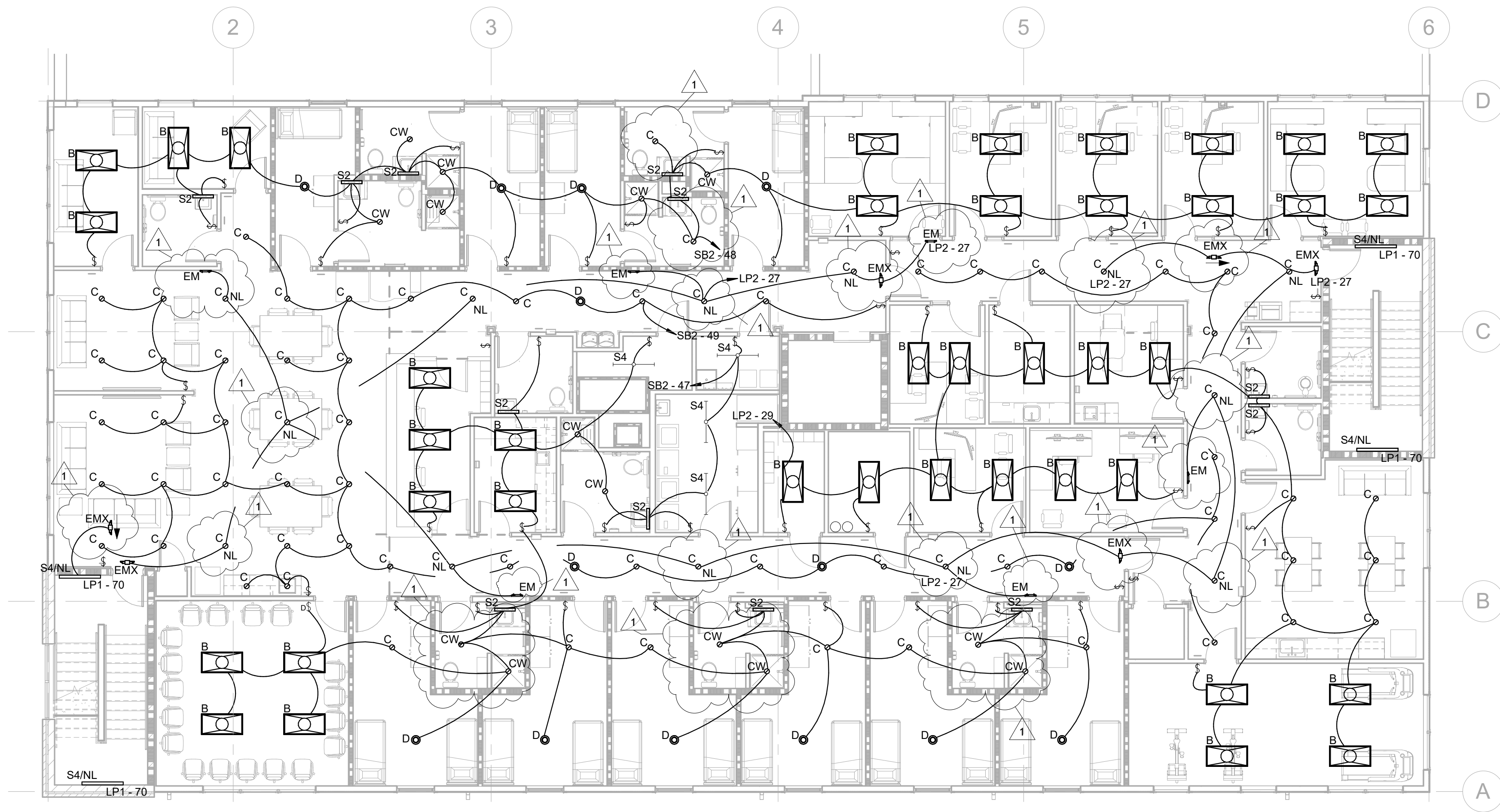
REFLECTED CEILING PLAN 1ST FLOOR

10637

**E200.1**

THESE DRAWINGS AND SPECIFICATIONS ARE NOT AUTHORIZED TO BE USED AS CONTRACT DOCUMENTS. THESE DRAWINGS HAVE BEEN PREPARED TO DEMONSTRATE COMPLIANCE WITH APPLICABLE CODES, AND ARE INTENDED TO PROVIDE THE AUTHORITIES HAVING JURISDICTION WITH INFORMATION TO DETERMINE CODE COMPLIANCE. THE INSTALLING CONTRACTOR IS RESPONSIBLE TO ENSURE THAT MEANS, METHODS, AND MATERIALS USED IN CONSTRUCTION ARE INSTALLED IN ACCORDANCE WITH ANY CONTRACTUAL AGREEMENT THAT MAY EXIST WITH AN OWNER, CONSTRUCTION MANAGER, GENERAL CONTRACTOR, ETC. EBS ACCEPTS NO RESPONSIBILITY OR LIABILITY FOR THE COMPLIANCE OR CONDITION OF EXISTING EQUIPMENT AND WIRING.

Crossroads Lighting Fixture Schedule						
Type Mark	Lamp	Description	Manufacturer	Model	Wattage	Comments
B	LED	2X4 CENTER BASKET INDIRECT LED TROFFER	Cooper Lighting	24CZCT3-UNV	<varies>	
C	LED	6" RECESSED LED CAN	Spectrum Lighting	SGE6LEDFX30L35KDX/BH27/AR62 23FXSGMFSO AR6223FXSGMFSO	22 W	
CW	LED	6" RECESSED LED CAN - WET LISTED	Spectrum Lighting	SGE6LEDFX30L35KDX/BH27/AR62 23FXSGMFSOW	22 W	
D	LED	SURFACE MOUNT DECORATIVE FIXTURE - SLEEPING ROOMS	Millennium Lighting	4531	25 W	
EM	LED	LED 2-LAMP EMERGENCY LIGHTING UNIT W/ 90MIN. BATT BACKUP	Cooper Lighting	SEL25-SEL50	2 W	
EMX	LED	EXIT EMERGENCY COMBO W/ 90-MIN. BATTERY BACKUP	Securitylighting	APCH7R	4 W	PROVIDE REMOTE CAPABILITIES AS REQUIRED
ER	LED	DUAL HEAD LED REMOTE FOR EMERG EXTERIOR ILLUNINATION	Compass Products	ARWR2		FED FROM ADJACENT EMX FIXTURE
GL1	LED	GROUND MOUNTED SPOT LIGHT	Acuity Brands Lighting	D-SERIES FLOOD SIZE 1 W/2 COB 4000K	21 W	
PIT	LED	VAPOR TIGHT LIGHT	Cooper Lighting	VT1730	17 W	
PL1	LED	POLE MOUNTED AREA LIGHTING; SINGLE HEAD	LSI Industries	MRM-LED-30L-SIL-2-40-70CRI (1 HEAD)	232 W	20' MOUNTING HEIGHT MAX BRONZE
PL2	LED	POLE MOUNTED AREA LIGHTING; DUAL HEAD 180 DEGREES	LSI Industries	MRM-LED-30L-SIL-2-40-70CRI (2-HEADS 180 DEGREES)	464 W	20' MOUNTING HEIGHT MAX BRONZE
ROUND POLE	N/A	STEEL ROUND POLE	LSI Industries	5RPU B3 S07G 17 S BRZ DGP		BRONZE FINISH. SEE POLE DETAIL FOR MORE INFO.
S2	LED	WALLMOUNT VANITY FIXTURE	Efficient Lighting	EL328-20LEDAC-BN	18 W	
S4	LED	4' SURFACE MOUNT LED STRIP FIXTURE	Cooper Lighting	4SNLED-LD5-28SL-UNV-L835-CD1-U	37 W	
S4/NL	LED	4' STAIR FIXTURE W/ EM BATTERY BACKUP	Cooper Lighting	4BCLED-LD4-36SL-F-UNV-EL14W-L835-CD1-U	37 W	
WP1	LED	LED WALLPACK BRONZE FINISH	ELCO LIGHTING	EWP 70 M 40	70 W	
WS1	LED	OUTDOOR CAST SCONCE W/DR3 FROSTED LENS; BROWN	Acuity Brands Lighting	OLCS 8 DDB W/DR3 FROSTED LENS	9 W	



MAGNETIC PLAN  
 1 LIGHTING - 2ND FLOOR  
 E201 SCALE: 1/8" = 1'-0"



PR-10637  
**ENGINEERED BUILDING SYSTEMS INC.**  
 TEAMWORK • COLLABORATION SHARED SUCCESS  
 515 Monmouth Street, Suite 204  
 Newport, KY 41071 (859) 261-0585  
 MEP Consulting Services, Inc. in OH  
 Copyright © 2015  
THIS DOCUMENT IS THE PROPERTY OF ENGINEERED BUILDING SYSTEMS INC. NEITHER THE DOCUMENT NOR THE INFORMATION CONTAINED HEREIN MAY BE REPRODUCED OR TRANSMITTED IN ANY FORM OR BY ANY MEANS WITHOUT WRITTEN CONSENT OF ENGINEERED BUILDING SYSTEMS, INC.

**THE CROSSROADS CENTER**  
 2114 READING RD. CINCINNATI, OHIO

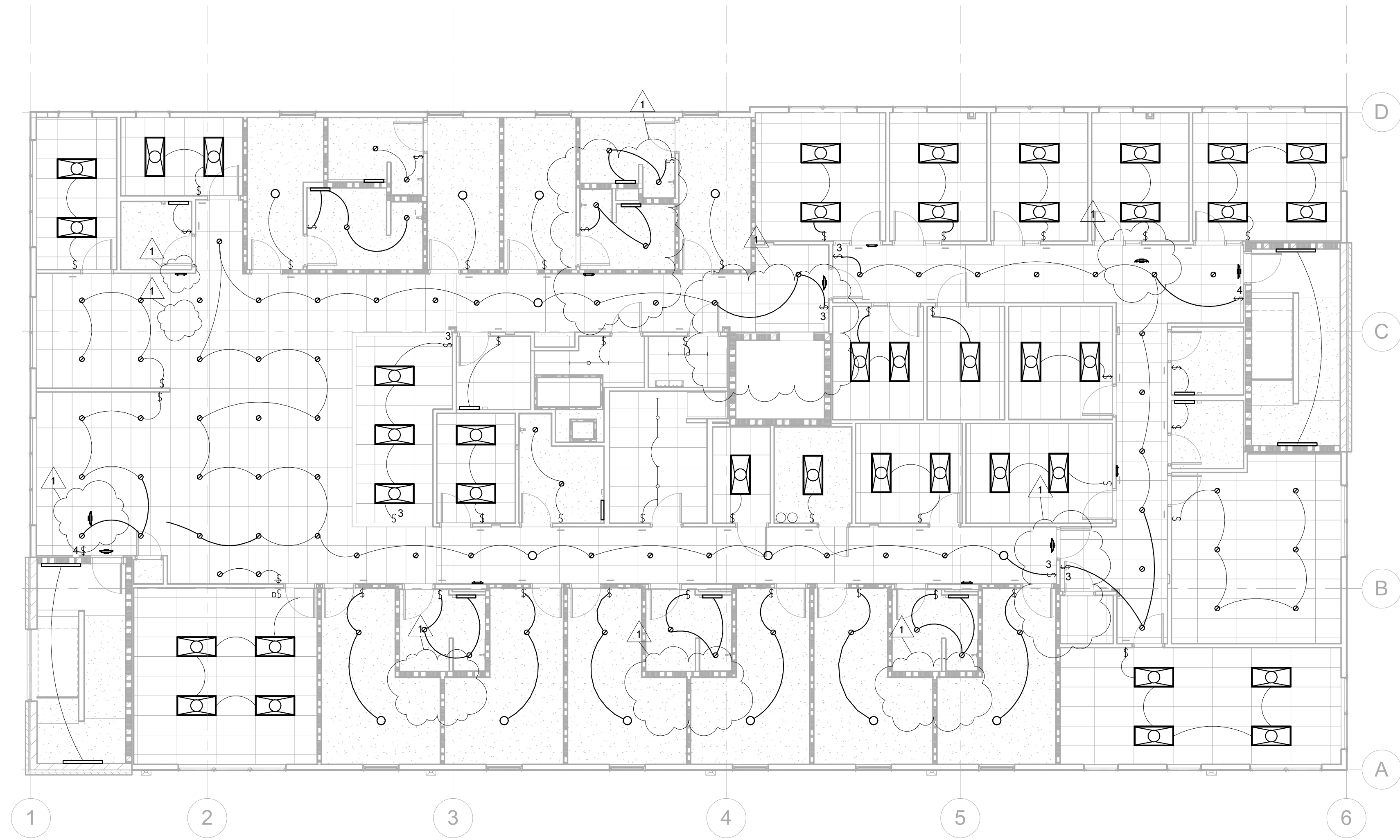
NO.	DESCRIPTION	DATE
1	PERMIT SET	08/09/24
	ADDENDUM 1	08/29/24

LIGHTING PLAN - 2ND FLOOR

10637

**E201**

THESE DRAWINGS AND SPECIFICATIONS ARE NOT AUTHORIZED TO BE USED AS CONTRACT DOCUMENTS. THESE DRAWINGS HAVE BEEN PREPARED TO DEMONSTRATE COMPLIANCE WITH APPLICABLE CODES, AND ARE INTENDED TO PROVIDE THE AUTHORITIES HAVING JURISDICTION WITH INFORMATION TO DETERMINE CODE COMPLIANCE. THE INSTALLING CONTRACTOR IS RESPONSIBLE TO ENSURE THAT MEANS, METHODS, AND MATERIALS USED IN CONSTRUCTION ARE INSTALLED IN ACCORDANCE WITH ANY CONTRACTUAL AGREEMENT THAT MAY EXIST WITH AN OWNER, CONSTRUCTION MANAGER, GENERAL CONTRACTOR, ETC. EBS ACCEPTS NO RESPONSIBILITY OR LIABILITY FOR THE COMPLIANCE OR CONDITION OF EXISTING EQUIPMENT AND WIRING.



**1 REFLECTED CEILING PLAN 2ND FLOOR**  
 E201.1 SCALE: 1/8" = 1'-0"  
 MAGNETIC PLAN

\*SHOWS SWITCHING INTENT ONLY, SEE NEXT SHEET FOR CIRCUITING INFORMATION



EmbossDesign.com 906 Monmouth Street,  
 (859)431-8612 Newport, KY 41071

PR-10637  
**ENGINEERED BUILDING SYSTEMS INC.**  
 TEAMWORK • COLLABORATION SHARED SUCCESS  
 515 Monmouth Street, Suite 204  
 Newport, KY 41071 (859) 261-0585  
 MEP Consulting Services, Inc. in OH  
 Copyright © 2015  

 THIS DOCUMENT IS THE PROPERTY OF ENGINEERED BUILDING SYSTEMS, INC. NEITHER THE DOCUMENT NOR THE INFORMATION CONTAINED HEREIN MAY BE REPRODUCED OR TRANSMITTED IN ANY FORM OR BY ANY MEANS, ELECTRONIC OR MECHANICAL, INCLUDING PHOTOCOPYING, RECORDING, OR BY ANY INFORMATION STORAGE AND RETRIEVAL SYSTEM, WITHOUT WRITTEN PERMISSION OF ENGINEERED BUILDING SYSTEMS, INC.

**THE CROSSROADS CENTER**  
 2114 READING RD. CINCINNATI, OHIO

NO.	DESCRIPTION	DATE
	PERMIT SET	08/09/24
1	ADDENDUM 1	08/29/24

REFLECTED CEILING PLAN 2ND FLOOR

10637

**E201.1**



THESE DRAWINGS AND SPECIFICATIONS ARE NOT AUTHORIZED TO BE USED AS CONTRACT DOCUMENTS. THESE DRAWINGS HAVE BEEN PREPARED TO DEMONSTRATE COMPLIANCE WITH APPLICABLE CODES, AND ARE INTENDED TO PROVIDE THE AUTHORITIES HAVING JURISDICTION WITH INFORMATION TO DETERMINE CODE COMPLIANCE. THE INSTALLING CONTRACTOR IS RESPONSIBLE TO ENSURE THAT MEANS, METHODS, AND MATERIALS USED IN CONSTRUCTION ARE INSTALLED IN ACCORDANCE WITH ANY CONTRACTUAL AGREEMENT THAT MAY EXIST WITH AN OWNER, CONSTRUCTION MANAGER, GENERAL CONTRACTOR, ETC. EBS ACCEPTS NO RESPONSIBILITY OR LIABILITY FOR THE COMPLIANCE OR CONDITION OF EXISTING EQUIPMENT AND WIRING.

Crossroads Lighting Fixture Schedule

Type Mark	Lamp	Description	Manufacturer	Model	Wattage	Comments
B	LED	2X4 CENTER BASKET INDIRECT LED TROFFER	Cooper Lighting	24CZSCT3-UNV	<varies>	
C	LED	6" RECESSED LED CAN	Spectrum Lighting	SGE6LEDFX30L35KDX/BH27/AR62 23FXSGMFSO	22 W	
CW	LED	6" RECESSED LED CAN - WET LISTED	Spectrum Lighting	SGE6LEDFX30L35KDX/BH27/AR62 23FXSGMFSOW	22 W	
D	LED	SURFACE MOUNT DECORATIVE FIXTURE - SLEEPING ROOMS	Millennium Lighting	.4531	25 W	
EM	LED	LED 2-LAMP EMERGENCY LIGHTING UNIT W/ 90MIN. BATT BACKUP	Cooper Lighting	SEL25-SEL50	2 W	
EMX	LED	EXIT EMERGENCY COMBO W/ 90 MIN. BATTERY BACKUP	Securitylighting	APCH7R	4 W	PROVIDE REMOTE CAPABILITIES AS REQUIRED
ER	LED	DUAL HEAD LED REMOTE FOR EMERG EXTERIOR ILLUNINATION	Compass Products	ARWR2		FED FROM ADJACENT EMX FIXTURE
GL1	LED	GROUND MOUNTED SPOT LIGHT	Acuity Brands Lighting	D-SERIES FLOOD SIZE 1 W/2 COB 4000K	21 W	
PIT	LED	VAPOR TIGHT LIGHT	Cooper Lighting	VT1730	17 W	
PL1	LED	POLE MOUNTED AREA LIGHTING; SINGLE HEAD	LSI Industries	MRM-LED-30L-SIL-2-40-70CRI (1 HEAD)	232 W	20' MOUNTING HEIGHT MAX BRONZE
PL2	LED	POLE MOUNTED AREA LIGHTING; DUAL HEAD 180 DEGREES	LSI Industries	MRM-LED-30L-SIL-2-40-70CRI (2-HEADS 180 DEGREES)	464 W	20' MOUNTING HEIGHT MAX BRONZE
ROUND POLE	N/A	STEEL ROUND POLE	LSI Industries	5RPU B3 S07G 17 S BRZ DGP		BRONZE FINISH. SEE POLE DETAIL FOR MORE INFO.
S2	LED	WALLMOUNT VANITY FIXTURE	Efficient Lighting	EL328-20LEDAC-BN	18 W	
S4	LED	4' SURFACE MOUNT LED STRIP FIXTURE	Cooper Lighting	4SNLED-LD5-28SL-UNV-L835-CD1-U	37 W	
S4/NL	LED	4' STAIR FIXTURE W/ EM BATTERY BACKUP	Cooper Lighting	4BCLED-LD4-36SL-F-UNV-EL14W-L835-CD1-U	37 W	
WP1	LED	LED WALLPACK BRONZE FINISH	ELCO LIGHTING	EWP 70 M 40	70 W	
WS1	LED	OUTDOOR CAST SCONCE W/DR3 FROSTED LENS; BROWN	Acuity Brands Lighting	OLCS 8 DDB W/DR3 FROSTED LENS	9 W	

KEYED SHEET NOTES

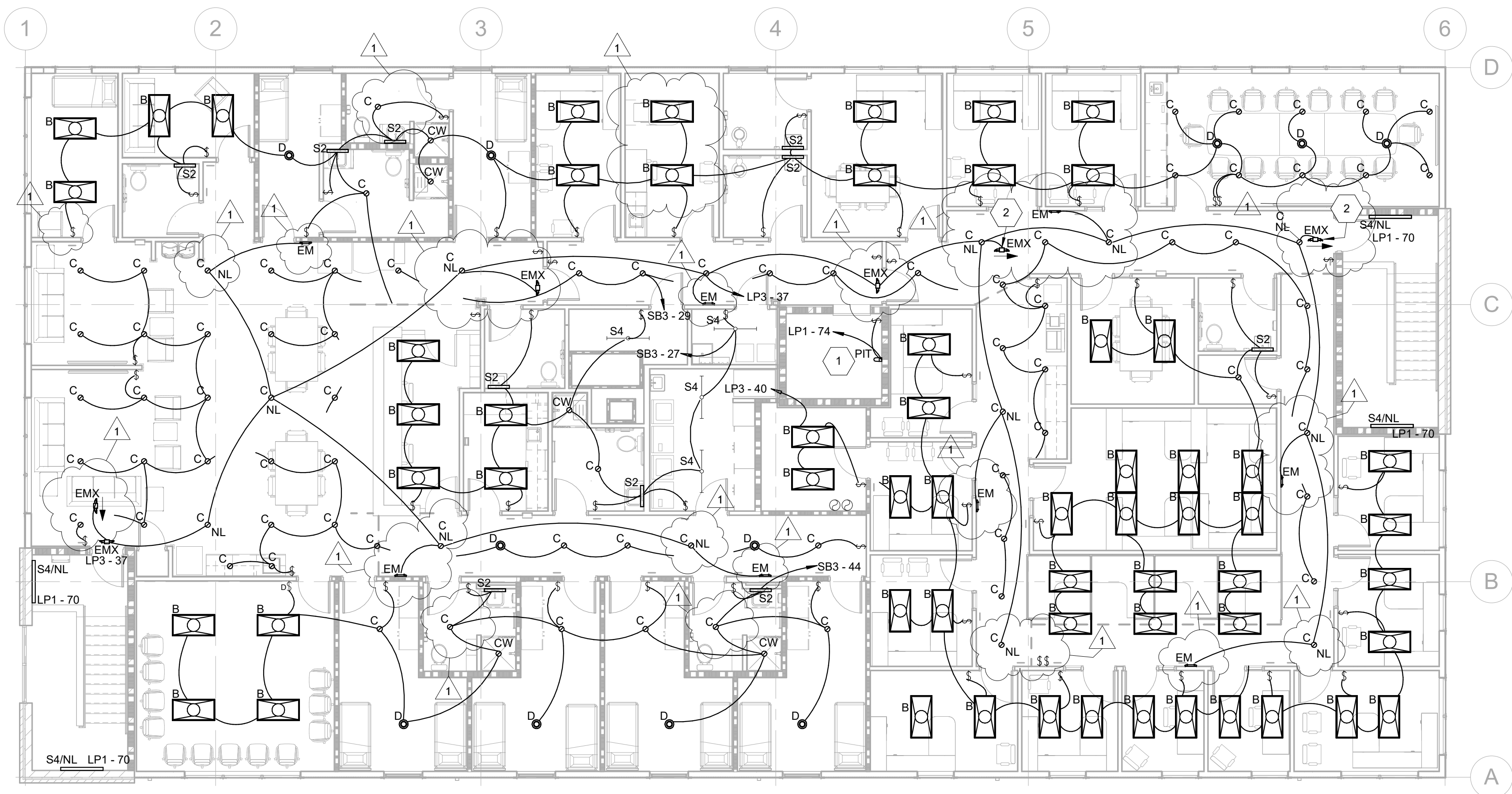
- ITEMS TO BE INSTALLED FOR THE ELEVATOR. CONFIRM ALL ELECTRICAL CONTRACTOR RESPONSIBLE WORK PRIOR TO ROUGH-IN. REFER TO ELEVATOR SHOP DRAWINGS FOR MORE INFORMATION. ALL ITEMS PERTAINING TO THE ELEVATOR TO BE INSTALLED PER NEC AND MANUFACTURER REQUIREMENTS.
- 2-SIDED EXIT SIGN.



EmbossDesign.com 906 Monmouth Street,  
 (859)431-8612 Newport, KY 41071

PR-10637  
**ENGINEERED BUILDING SYSTEMS INC.**  
 TEAMWORK • COLLABORATION  
 SHARED SUCCESS  
 515 Monmouth Street, Suite 204  
 Newport, KY 41071 (859) 261-0585  
 MEP Consulting Services, Inc. in OH  
 Copyright © 2015  
THIS DOCUMENT IS THE PROPERTY AND EXCLUSIVE PROPERTY OF ENGINEERED BUILDING SYSTEMS INC. NEITHER THIS DOCUMENT NOR THE INFORMATION CONTAINED HEREIN MAY BE REPRODUCED OR TRANSMITTED IN ANY FORM OR BY ANY MEANS, ELECTRONIC OR MECHANICAL, WITHOUT WRITTEN CONSENT OF ENGINEERED BUILDING SYSTEMS, INC.

**THE CROSSROADS CENTER**  
 2114 READING RD. CINCINNATI, OHIO



**1 LIGHTING - 3RD FLOOR**  
 E202 SCALE: 1/8" = 1'-0"

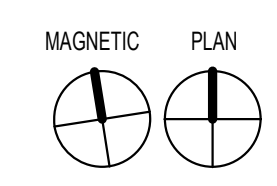
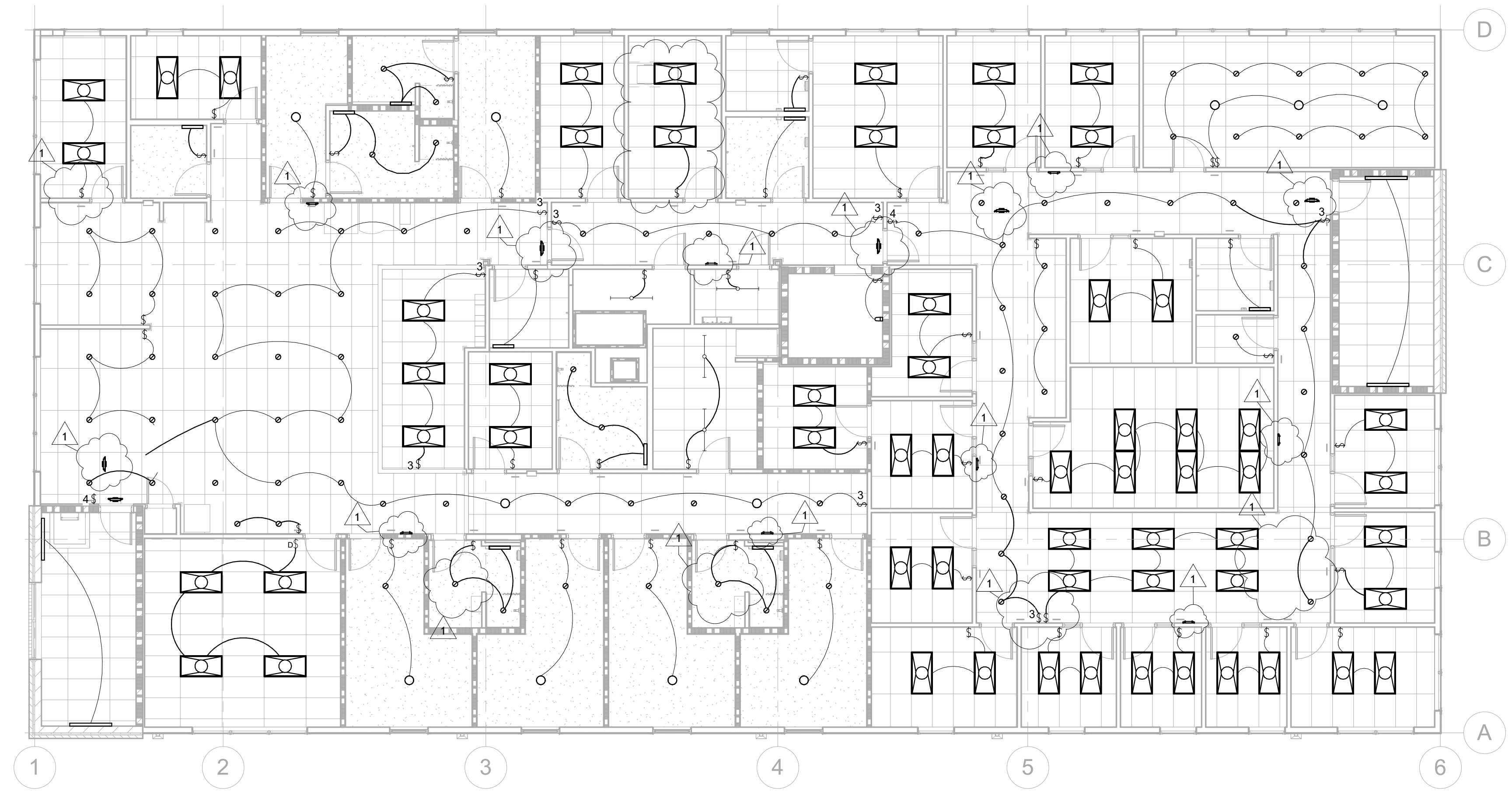
NO.	DESCRIPTION	DATE
	PERMIT SET	08/09/24
1	ADDENDUM 1	08/29/24

LIGHTING PLAN - 3RD FLOOR

10637

**E202**

THESE DRAWINGS AND SPECIFICATIONS ARE NOT AUTHORIZED TO BE USED AS CONTRACT DOCUMENTS. THESE DRAWINGS HAVE BEEN PREPARED TO DEMONSTRATE COMPLIANCE WITH APPLICABLE CODES, AND ARE INTENDED TO PROVIDE THE AUTHORITIES HAVING JURISDICTION WITH INFORMATION TO DETERMINE CODE COMPLIANCE. THE INSTALLING CONTRACTOR IS RESPONSIBLE TO ENSURE THAT MEANS, METHODS, AND MATERIALS USED IN CONSTRUCTION ARE INSTALLED IN ACCORDANCE WITH ANY CONTRACTUAL AGREEMENT THAT MAY EXIST WITH AN OWNER, CONSTRUCTION MANAGER, GENERAL CONTRACTOR, ETC. EBS ACCEPTS NO RESPONSIBILITY OR LIABILITY FOR THE COMPLIANCE OR CONDITION OF EXISTING EQUIPMENT AND WIRING.



**1 REFLECTED CEILING PLAN 3RD FLOOR**

E202.1 SCALE: 1/8" = 1'-0" \*SHOWS SWITCHING INTENT ONLY, SEE NEXT SHEET FOR CIRCUITING INFORMATION



EmbossDesign.com 906 Monmouth Street,  
 (859)431-8612 Newport, KY 41071

PR-10637  
**ENGINEERED BUILDING SYSTEMS INC.**  
 TEAMWORK • COLLABORATION  
 SHARED SUCCESS  
 515 Monmouth Street, Suite 204  
 Newport, KY 41071 (859) 261-0585  
 MEP Consulting Services, Inc. in OH  
 Copyright © 2015  

 THIS DOCUMENT IS THE PROPERTY OF ENGINEERED BUILDING SYSTEMS, INC. NEITHER THIS DOCUMENT NOR THE INFORMATION CONTAINED HEREIN MAY BE REPRODUCED OR TRANSMITTED IN ANY FORM OR BY ANY MEANS, ELECTRONIC OR MECHANICAL, INCLUDING PHOTOCOPYING, RECORDING, OR BY ANY INFORMATION STORAGE AND RETRIEVAL SYSTEM, WITHOUT THE WRITTEN CONSENT OF ENGINEERED BUILDING SYSTEMS, INC.

**THE CROSSROADS CENTER**  
 2114 READING RD. CINCINNATI, OHIO

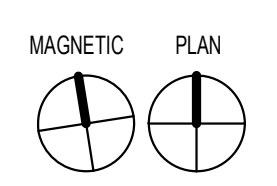
NO.	DESCRIPTION	DATE
	PERMIT SET	08/09/24
1	ADDENDUM 1	08/29/24

REFLECTED CEILING  
 PLAN 3RD FLOOR

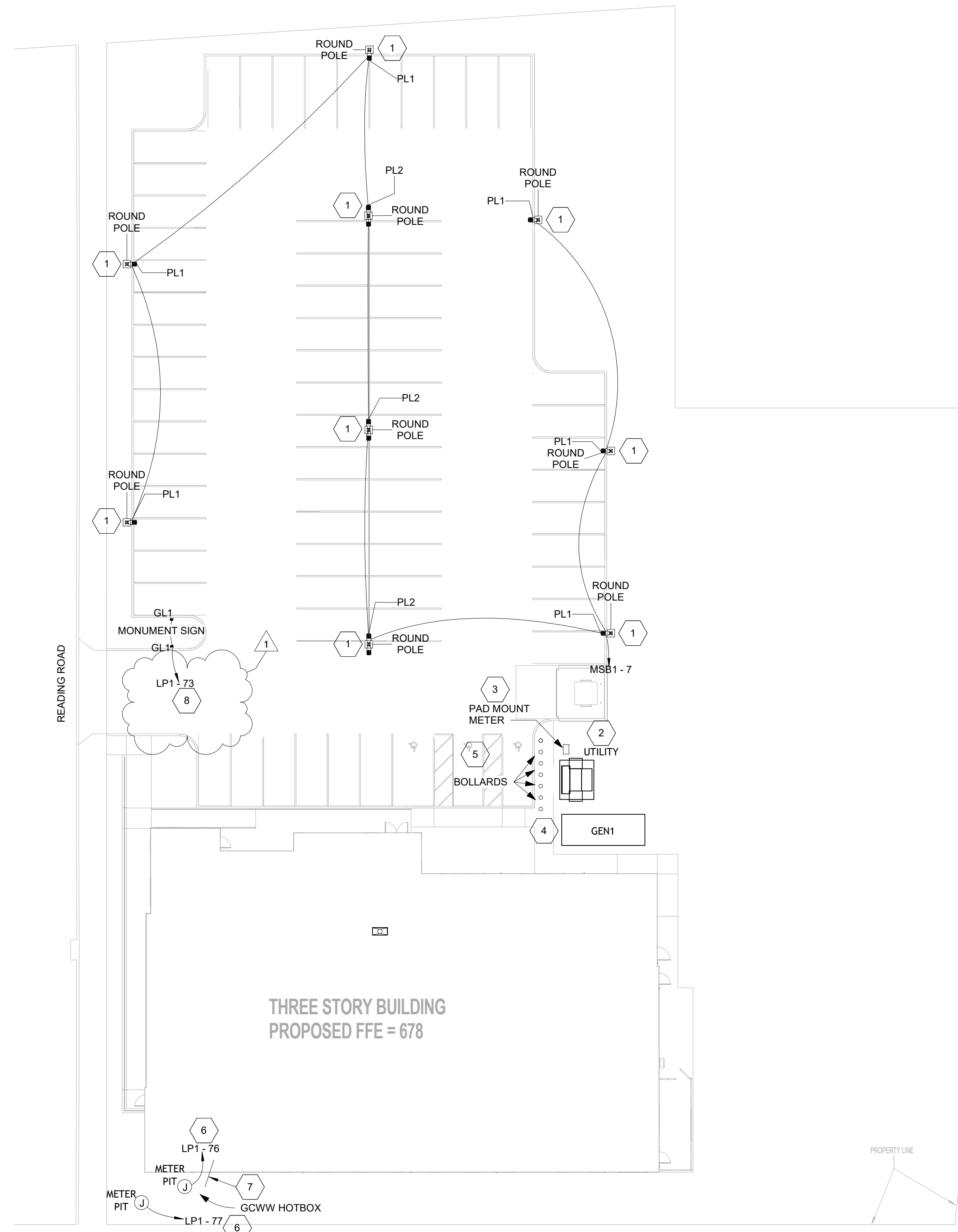
10637

**E202.1**

THESE DRAWINGS AND SPECIFICATIONS ARE NOT AUTHORIZED TO BE USED AS CONTRACT DOCUMENTS. THESE DRAWINGS HAVE BEEN PREPARED TO DEMONSTRATE COMPLIANCE WITH APPLICABLE CODES, AND ARE INTENDED TO PROVIDE THE AUTHORITIES HAVING JURISDICTION WITH INFORMATION TO DETERMINE CODE COMPLIANCE. THE INSTALLING CONTRACTOR IS RESPONSIBLE TO ENSURE THAT MEANS, METHODS, AND MATERIALS USED IN CONSTRUCTION ARE INSTALLED IN ACCORDANCE WITH ANY CONTRACTUAL AGREEMENT THAT MAY EXIST WITH AN OWNER, CONSTRUCTION MANAGER, GENERAL CONTRACTOR, ETC. EBS ACCEPTS NO RESPONSIBILITY OR LIABILITY FOR THE COMPLIANCE OR CONDITION OF EXISTING EQUIPMENT AND WIRING.



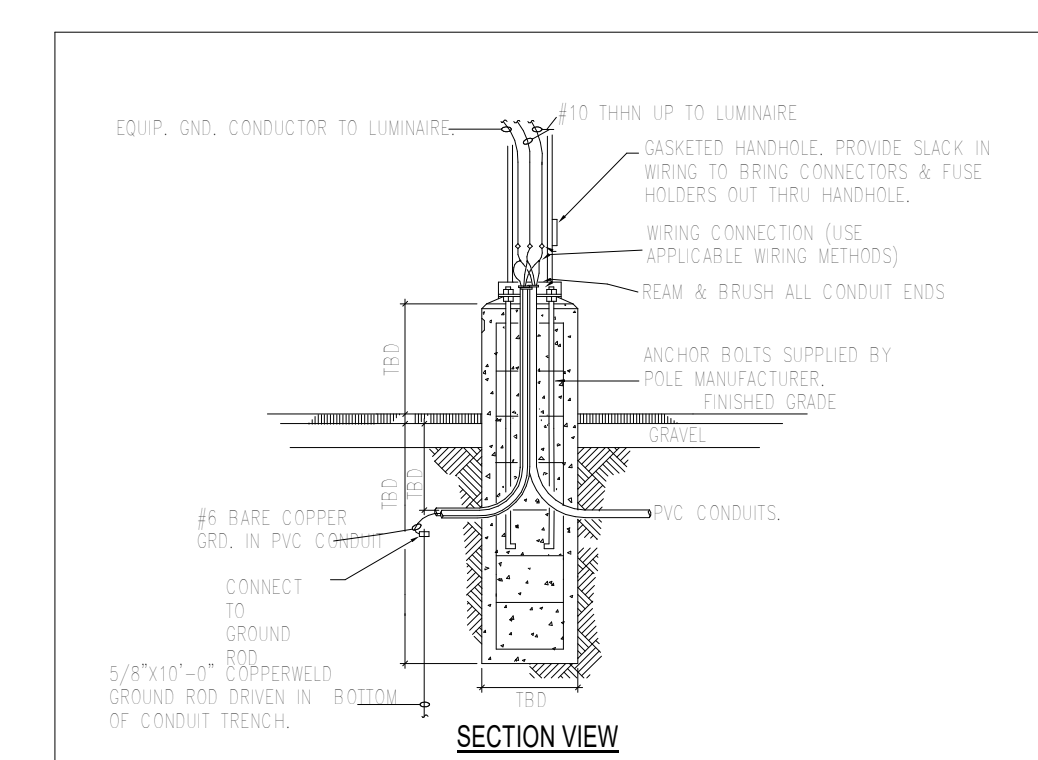
**1 ELECTRICAL SITE PLAN**  
E300 SCALE: 1" = 20'-0"



- ### GENERAL NOTES - SITE
- A. ALL EQUIPMENT LOCATED OUTDOORS SHALL BE LABELED NEMA 3R.
  - B. PERFORM ALL EXCAVATION, TRENCHING AND BACKFILL REQUIRED FOR THE INSTALLATION OF THIS WORK. ALL BACKFILL SHALL BE BROUGHT TO FINISHED GRADE AND MATCH SURROUNDING CONDITIONS. RESTORE ALL DISTURBED PAVING AND LANDSCAPING TO ORIGINAL CONDITIONS. PULL BOXES SHALL BE PROVIDE OF A TYPE MEETING THE REQUIREMENTS AND CONDITIONS OF THE USE INTENDED.
  - C. ELECTRICAL CONTRACTOR SHALL COORDINATE ALL SITE WORK WITH GENERAL CONTRACTOR AND OTHER BUILDING TRADES.
  - D. SEE SINGLE LINE DIAGRAM FOR FEEDER WIRE AND CONDUIT SIZE. ALL UNDERGROUND FEEDERS IN PVC SHALL HAVE AN EQUIPMENT GROUND WIRE SIZED PER NEC 250.
  - E. COORDINATE ALL UNDERGROUND UTILITY WORK INCLUDING BUT NOT LIMITED TO THE FOLLOWING: EC RESPONSIBLE FOR ALL PRIMARY/SECONDARY UG CONDUITS INSTALLED FROM UTILITY DEMARC TO PAD OR NEW POLE-MOUNT TRANSFORMER LOCATION, (WHEN REQUIRED). CONFIRM ALL UTILITY WORK WITH OWNER, ARCH, GC, UTILITY REPRESENTATIVE, ETC PRIOR TO CONSTRUCTION.
  - F. AS-BUILT DRAWINGS SHALL INCLUDE AN OVERALL SITE PLAN SHOWING ROUTING OF ALL CIRCUITRY AND LOCATIONS OF ALL TRANSFORMERS, ETC. AND PULL BOXES, ETC.
  - G. PROVIDE APPROPRIATE POWER AND GFCI PROTECTION FOR ALL ABOVE GROUND PIPING HEAT TRACE. COORDINATE VOLTAGE/PHASE WITH CONTRACGTOR FURNISHING HEAT TRACE.

### KEYED SHEET NOTES

1	SEE POLE BASE DETAIL FOR MORE INFORMATION.
2	PROPOSED LOCATION OF PAD MOUNT TRANSFORMER. COORDINATE ALL REQUIRED WORK WITH OWNER'S REP, ARCHITECT, AND DUKE ENERGY PRIOR TO CONSTRUCTION.
3	UTILITY METER TO BE INSTALLED PAD MOUNTED NEXT TO UTILITY TRANSFORMER. INSTALL PER DETAIL IN CURRENT EDITION OF METER INSTALLERS GUIDE (DUKE RED BOOK).
4	PROPOSED LOCATION OF STANDBY GENERATOR. PROVIDE CONCRETE PAD PER MANUFACTURER'S REQUIREMENTS.
5	PROVIDE PROTECTIVE BOLLARDS AROUND UTILITY TRANSFORMER PER DUKE ENERGY REQUIREMENTS.
6	PROVIDE DEDICATED 120V/20A CIRCUIT IN HOTBOX AND METER PIT FOR FUTURE HEAT TRACE. COORDINATE TRENCH/PIT LOCATION WITH INSTALLING CONTRACTOR PRIOR TO CONSTRUCTION.
7	PROVIDE 1" EMPTY CONDUIT AND PULL STRING FROM ACCESSIBLE INTERIOR LOCATION TO METER PIT LOCATION FOR FIRE ALARM CABLING.
8	PROVIDE POWER TO LIGHTS AS SHOWN AND DATA (IF REQUIRED) FOR EXTERIOR MONUMENT SIGN. GROUND MOUNTED FLOOD LIGHTS TO BE CONTROLLED VIA PHOTOCELL (SEE 1ST FLOOR LIGHTING PLAN FOR CONTINUATION OF BRANCH CIRCUIT). COORDINATE ALL ASSOCIATED WORK WITH OWNER'S REP AND ARCHITECT PRIOR TO CONSTRUCTION.



**2 POLE BASE DETAIL - PARKING LOT**  
BY OTHERS INTS

NOTE - DETAIL ONLY SHOWS REQUIRED ELECTRICAL ITEMS. POLE BASE DIAMETER, DEPTH, AND REBAR TO BE DESIGNED BY STRUCTURAL ENGINEER AND/OR LIGHTING MANUFACTURERS GUIDELINES.



EmbossDesign.com 906 Monmouth Street,  
(859)431-8612 Newport, KY 41071

PR-10637  
**ENGINEERED BUILDING SYSTEMS INC.**  
TEAMWORK • COLLABORATION  
SHARED SUCCESS  
515 Monmouth Street, Suite 204  
Newport, KY 41071 (859) 261-0585  
MEP Consulting Services, Inc. in OH  
Copyright © 2015  
THIS DOCUMENT IS THE PROPERTY OF ENGINEERED BUILDING SYSTEMS INC. NEITHER THE DOCUMENT NOR THE INFORMATION CONTAINED HEREIN MAY BE REPRODUCED OR TRANSMITTED IN ANY FORM OR BY ANY MEANS, ELECTRONIC OR MECHANICAL, INCLUDING PHOTOCOPYING, RECORDING, OR BY ANY INFORMATION STORAGE AND RETRIEVAL SYSTEM, WITHOUT THE WRITTEN CONSENT OF ENGINEERED BUILDING SYSTEMS, INC.

**THE CROSSROADS CENTER**  
2114 READING RD. CINCINNATI, OHIO

NO.	DESCRIPTION	DATE
	PERMIT SET	08/09/24
1	ADDENDUM 1	08/29/24

ELECTRICAL SITE PLAN

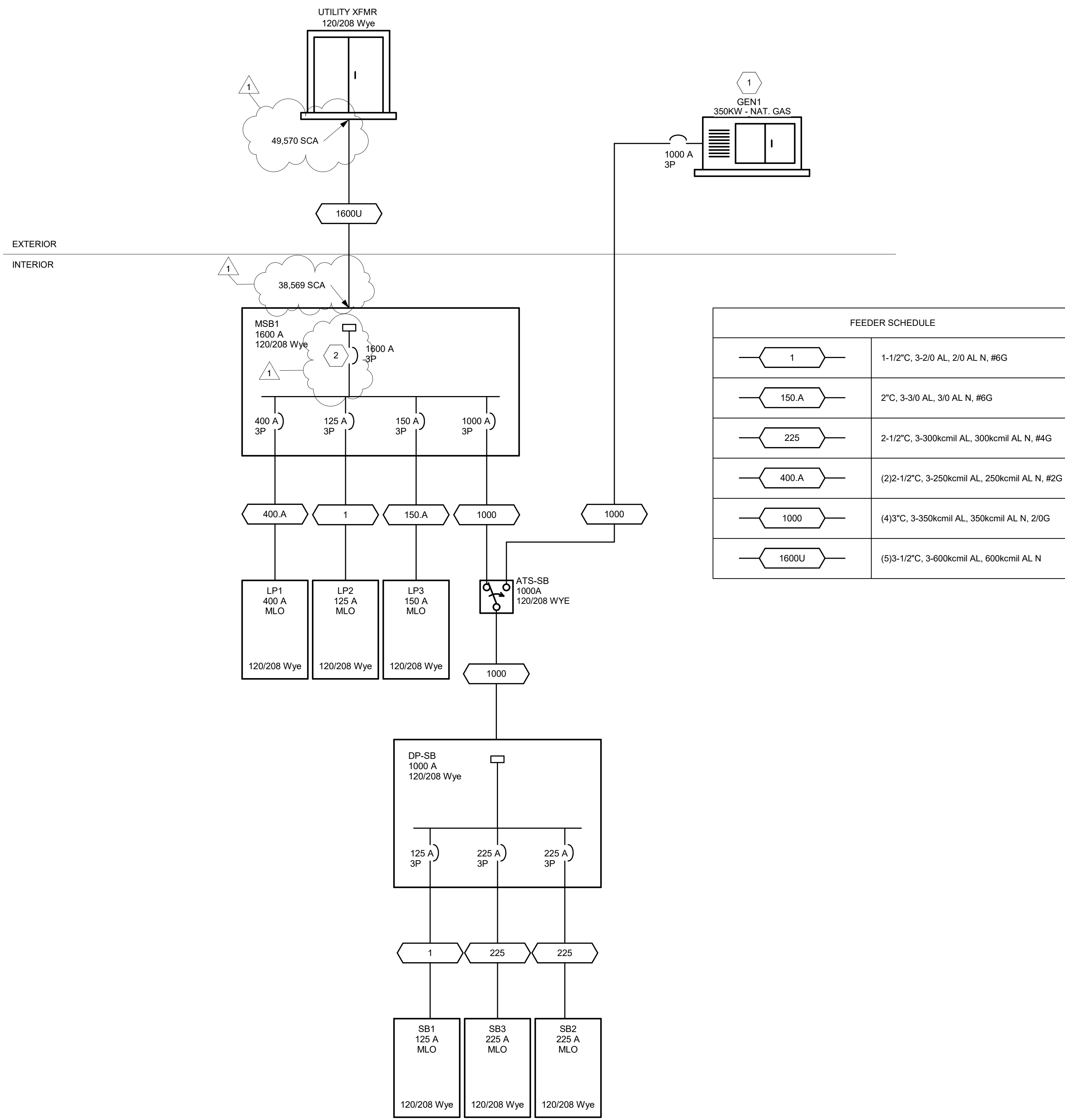
10637

**E300**



THESE DRAWINGS AND SPECIFICATIONS ARE NOT AUTHORIZED TO BE USED AS CONTRACT DOCUMENTS. THESE DRAWINGS HAVE BEEN PREPARED TO DEMONSTRATE COMPLIANCE WITH APPLICABLE CODES, AND ARE INTENDED TO PROVIDE THE AUTHORITIES HAVING JURISDICTION WITH INFORMATION TO DETERMINE CODE COMPLIANCE. THE INSTALLING CONTRACTOR IS RESPONSIBLE TO ENSURE THAT MEANS, METHODS, AND MATERIALS USED IN CONSTRUCTION ARE INSTALLED IN ACCORDANCE WITH ANY CONTRACTUAL AGREEMENT THAT MAY EXIST WITH AN OWNER, CONSTRUCTION MANAGER, GENERAL CONTRACTOR, ETC. EBS ACCEPTS NO RESPONSIBILITY OR LIABILITY FOR THE COMPLIANCE OR CONDITION OF EXISTING EQUIPMENT AND WIRING.

8/29/2024 9:41:51 AM



### GENERAL NOTES - SINGLE LINE DIAGRAM

- ALL BREAKERS SHALL BE RATED TO WITHSTAND THE AVAILABLE FAULT CURRENT AT THEIR LOCATION. WHERE SERIES-RATED COMBINATIONS ARE USED IN ACCORDANCE WITH NEC 240.86 (B) AND (C) THE CONTRACTOR AND/OR HIS EQUIPMENT SUPPLIER MUST PROVIDE APPROPRIATE DOCUMENTATION AND LABELING.
- WHERE BREAKERS WITH ADJUSTABLE SETTINGS ARE FURNISHED TO THE PROJECT, THE MANUFACTURER'S REP SHALL IDENTIFY AND PROVIDE THE APPROPRIATE SETTINGS TO THE ELECTRICAL CONTRACTOR FOR HIS USE IN INSTALLATION.
- PANEL SCHEDULES INDICATE BREAKER SIZE ONLY. PROVIDE AFCI/GFCI PROTECTION AS REQUIRED BY NEC. COORDINATE FINAL BREAKER SIZES/TYPES FOR ITEMS FURNISHED BY OTHERS WITH SHOP DRAWINGS OR PRODUCT INFORMATION FOR ACTUAL EQUIPMENT BEING CONNECTED.
- ELECTRICAL CONTRACTOR SHALL NOT ORDER OR PURCHASE ANY MATERIALS OR EQUIPMENT UNTIL PERMIT DRAWINGS HAVE BEEN APPROVED BY AHJ.
- PROVIDE SELECTIVE COORDINATION FOR EMERGENCY SYSTEM OVERCURRENT PROTECTION DEVICES IN ACCORDANCE WITH NEC 700.27.
- PROVIDE GROUND-FAULT PROTECTION FOR EQUIPMENT IN ACCORDANCE WITH NEC 240.13 AND NEC 230.95.
- OVERCURRENT PROTECTION DEVICES SUPPLYING TRANSFORMERS WHICH ARE NOT LOCATED WITHIN SIGHT OF THEIR OVERCURRENT PROTECTION SHALL BE LOCKABLE AND THE TRANSFORMER SHALL BE FIELD MARKED WITH THE LOCATION OF THE OVERCURRENT PROTECTION DEVICE.
- CONTRACTOR TO PROVIDE GROUNDING AND BONDING AS REQUIRED FOR ELECTRICAL SYSTEMS. GROUNDING AND BONDING IS CONSIDERED MEANS AND METHODS OF CONSTRUCTION, AND SHOULD BE COMPLETED BY THE ELECTRICAL CONTRACTOR IN ACCORDANCE WITH NEC 250. GAS PIPING SYSTEMS MUST BE BONDED PER UTILITY PROVIDER'S INSTALLATION GUIDELINES WHERE REQUIRED.
- PROVIDE SURGE PROTECTION IN ACCORDANCE WITH NEC 230.67

### KEYED SHEET NOTES

- BASIS OF DESIGN GENERATOR IS KOHLER 350KW 120/208Y NATURAL GAS TYPE. PROVIDE WEATHERPROOF ENCLOSURE, SEE DETAILS SHEETS FOR MORE INFORMATION.
- PROVIDE SURGE PROTECTION IN ACCORDANCE WITH NEC 230.67



EmbossDesign.com 906 Monmouth Street,  
(859)431-8612 Newport, KY 41071

PR-10637  
**ENGINEERED BUILDING SYSTEMS INC.**  
 TEAMWORK • COLLABORATION  
 SHARED SUCCESS  
 515 Monmouth Street, Suite 204  
 Newport, KY 41071 (859) 261-0585  
 MEP Consulting Services, Inc. in OH  
 Copyright © 2015  
THIS DOCUMENT IS THE PROPERTY OF ENGINEERED BUILDING SYSTEMS INC. NEITHER THE DOCUMENT NOR THE INFORMATION CONTAINED HEREIN IS TO BE REPRODUCED OR TRANSMITTED IN ANY FORM OR BY ANY MEANS WITHOUT WRITTEN CONSENT OF ENGINEERED BUILDING SYSTEMS, INC.

**THE CROSSROADS CENTER**  
 2114 READING RD. CINCINNATI, OHIO

NO.	DESCRIPTION	DATE
	PERMIT SET	08/09/24
1	ADDENDUM 1	08/29/24

ELECTRICAL SINGLE LINE DIAGRAM

10637

**E402**

THIS DOCUMENT, AND THE IDEAS AND DESIGNS INCORPORATED HEREIN, AS AN INSTRUMENT OF PROFESSIONAL SERVICE, IS THE PROPERTY OF EMOSS DESIGN AND IS NOT TO BE USED IN WHOLE OR IN PART FOR ANY OTHER PROJECT, WITHOUT THE WRITTEN AUTHORIZATION OF EMOSS. COPYRIGHT 2023. EMOSSDESIGN . ALL RIGHTS RESERVED.

**GENERAL SHEET NOTES**

- A REFER TO SHEET T-002 FOR ALL GENERAL NOTES
- B ALL EXTERIOR CAMERAS MOUNTED BETWEEN 12-15'
- C ALL EXTERIOR DOOR CONTACTS TO BE DPDT, FOR ACCESS AND INTRUSION.

**KEYED NOTES**

- 6 CAMERA TO BE FOCUSED ON MEDICATION DISPENSING CABINET. CONFIRM VIEW WITH CLIENT.
- 13 HANWHA PNM-12082RVD.
- 15 HANWHA QND-8011.
- 16 HANWHA PNM-C16013RVQ.
- 17 AIPHONE IX SERIES DOOR INTERCOM WITH CARD READER.



EmbossDesign.com 906 Monmouth Street,  
(859)431-8612 Newport, KY 41071



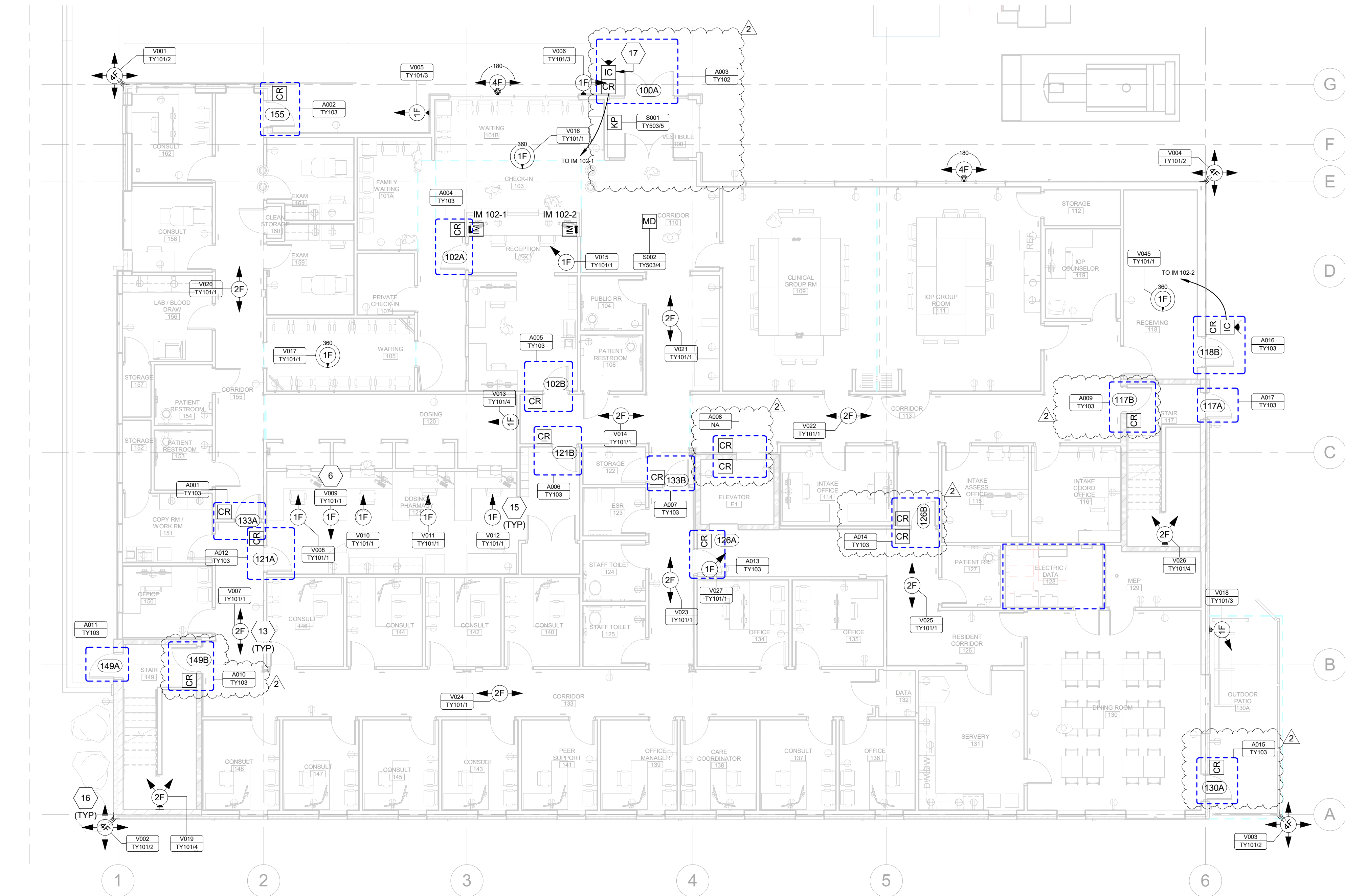
**The Crossroads Center**  
2114 Reading Road, Cincinnati, Ohio

NO.	DESCRIPTION	DATE
1	PERMIT SET	08/09/24
2	ADDENDUM 1	08/29/24

**SECURITY FIRST FLOOR PLAN**

23-056

**TY101**



1 SECURITY FIRST FLOOR PLAN  
1/8" = 1'-0"

THIS DOCUMENT, AND THE IDEAS AND DESIGNS INCORPORATED HEREIN, AS AN INSTRUMENT OF PROFESSIONAL SERVICE, IS THE PROPERTY OF EMOSS DESIGN AND IS NOT TO BE USED IN WHOLE OR IN PART FOR ANY OTHER PROJECT, WITHOUT THE WRITTEN AUTHORIZATION OF EMOSS. COPYRIGHT 2023, EMOSS DESIGN. ALL RIGHTS RESERVED.

### GENERAL SHEET NOTES

- A REFER TO SHEET T-002 FOR ALL GENERAL NOTES
- B ALL EXTERIOR CAMERAS MOUNTED BETWEEN 12-15'
- C ALL EXTERIOR DOOR CONTACTS TO BE DPDT, FOR ACCESS AND INTRUSION.

### KEYED NOTES

- 11 IP CAMERA SYSTEM DESIGN IS HANWHA OR APPROVED EQUAL.
- 12 IP ACCESS CONTROL SYSTEM DESIGN IS LENEEL S2 OR APPROVED EQUAL.
- 13 HANWHA PNM-12082RVD.
- 14 HANWHA XNF-8010R.



EmbossDesign.com 906 Monmouth Street,  
(859)431-8612 Newport, KY 41071



**The Crossroads Center**  
2114 Reading Road, Cincinnati, Ohio

NO.	DESCRIPTION	DATE
1	PERMIT SET	08/09/24
2	ADDENDUM 1	08/29/24

SECURITY SECOND FLOOR PLAN

23-056

# TY102



1 SECURITY SECOND FLOOR PLAN  
1/8" = 1'-0"

THIS DOCUMENT, AND THE IDEAS AND DESIGNS INCORPORATED HEREIN, AS AN INSTRUMENT OF PROFESSIONAL SERVICE, IS THE PROPERTY OF EMOSS DESIGN AND IS NOT TO BE USED IN WHOLE OR IN PART FOR ANY OTHER PROJECT, WITHOUT THE WRITTEN AUTHORIZATION OF EMOSS. COPYRIGHT 2023; EMOSSDESIGN . ALL RIGHTS RESERVED.

### GENERAL SHEET NOTES

- A REFER TO SHEET T-002 FOR ALL GENERAL NOTES
- B ALL EXTERIOR CAMERAS MOUNTED BETWEEN 12-15'
- C ALL EXTERIOR DOOR CONTACTS TO BE DPDT, FOR ACCESS AND INTRUSION.

### KEYED NOTES

- 14 HANWHA XNF-8010R.



EmbossDesign.com 906 Monmouth Street,  
 (859)431-8612 Newport, KY 41071



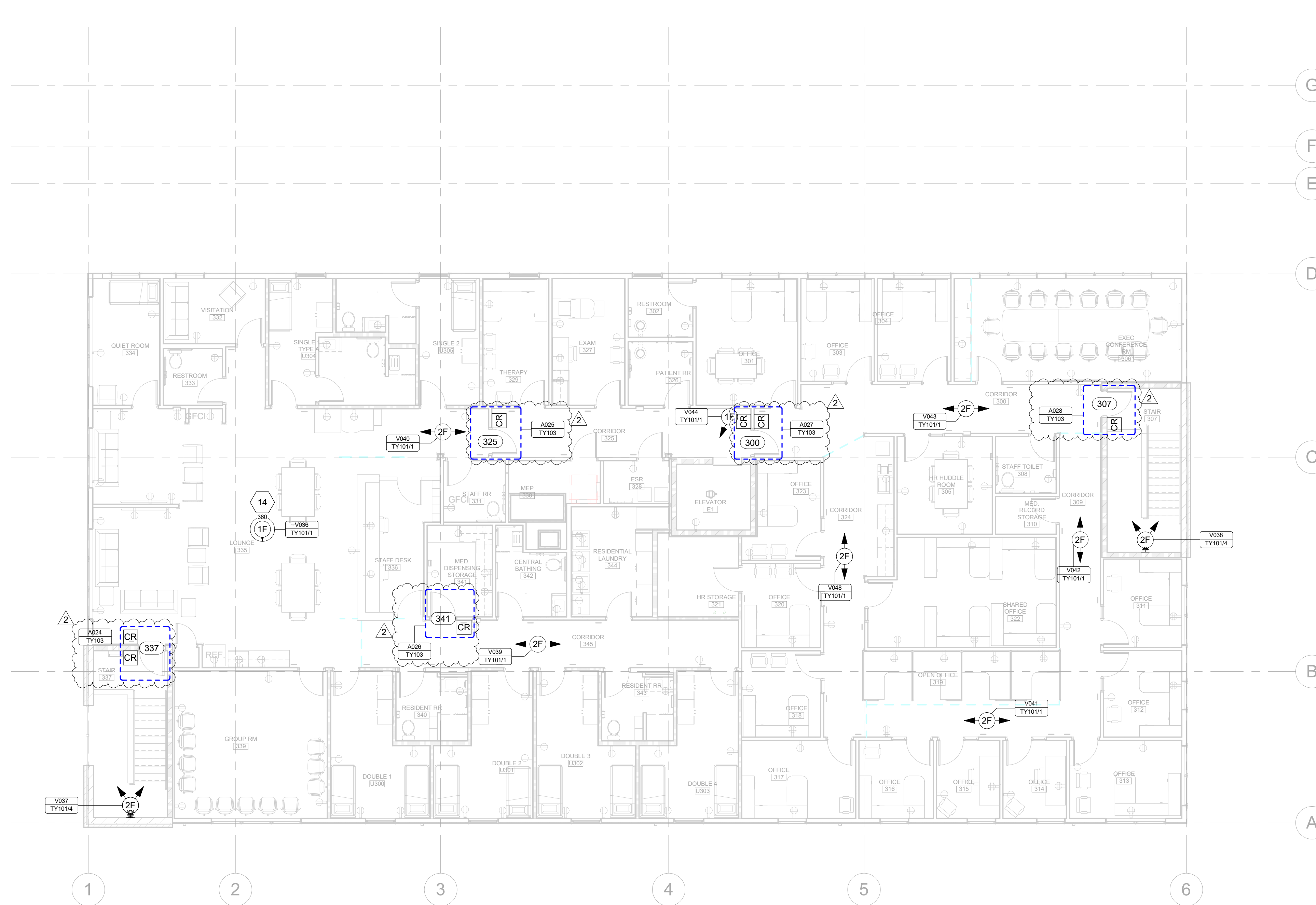
**The Crossroads Center**  
 2114 Reading Road, Cincinnati, Ohio

NO.	DESCRIPTION	DATE
1	PERMIT SET	08/09/24
2	ADDENDUM 1	08/29/24

### SECURITY THIRD FLOOR PLAN

23-056

# TY103



1 SECURITY THIRD FLOOR PLAN  
 1/8" = 1'-0"



### ACCESS CONTROL DOOR SCHEDULE

DEVICE ID	DOOR NUMBER	DETAIL REFERENCE	DATA DROPS	CR - CARD READER IN	CR - CARD READER OUT	IC - INTERCOM	IC - INTERCOM HAVE VIDEO	DC - DOOR CONTACT	EH - ELECTRIC HINGE	EL - ELECTRIC LOCK	RX REQUEST TO EXIT CRASHBAR
A001	133A	TY103	0	Yes	No	No	No	Yes	No	Yes	Yes
A002	133A	TY103	0	Yes	No	No	No	Yes	No	Yes	Yes
A003	100A	TY102	1	Yes	No	No	No	Yes	No	Yes	Yes
A004	100B	TY103	0	Yes	No	No	No	Yes	No	Yes	Yes
A005	100B	TY103	0	Yes	No	No	No	Yes	No	Yes	Yes
A006	121B	TY103	0	Yes	No	No	No	Yes	No	Yes	Yes
A007	133B	TY103	0	Yes	No	No	No	Yes	No	Yes	Yes
A008	E1	NA	0	Yes	Yes	No	No	Yes	No	Yes	Yes
A009	117B	TY103	0	Yes	No	No	No	Yes	No	Yes	Yes
A010	146B	TY103	0	Yes	No	No	No	Yes	No	Yes	Yes
A011	146A	TY103	0	No	No	No	No	Yes	No	Yes	Yes
A012	121A	TY103	0	Yes	No	No	No	Yes	No	Yes	Yes
A013	126A	TY103	0	Yes	No	No	No	Yes	No	Yes	Yes
A014	126B	TY103	0	Yes	Yes	No	No	Yes	No	Yes	Yes
A015	130A	TY103	0	Yes	No	No	No	Yes	No	Yes	Yes
A016	116B	TY103	1	Yes	No	No	No	Yes	No	Yes	Yes
A017	117A	TY103	0	No	No	No	No	Yes	No	Yes	Yes
A019	216A	TY103	0	Yes	No	No	No	Yes	No	Yes	Yes
A020	228	TY103	0	Yes	No	No	No	Yes	No	Yes	Yes
A021	222	TY103	0	Yes	No	No	No	Yes	No	Yes	Yes
A022	215	TY103	0	Yes	Yes	No	No	Yes	No	Yes	Yes
A023	209	TY103	0	Yes	No	No	No	Yes	No	Yes	Yes
A024	337	TY103	0	Yes	Yes	No	No	Yes	No	Yes	Yes
A025	325	TY103	0	Yes	No	No	No	Yes	No	Yes	Yes
A026	341	TY103	0	Yes	No	No	No	Yes	No	Yes	Yes
A027	300	TY103	0	Yes	Yes	No	No	Yes	No	Yes	Yes
A028	307	TY103	0	Yes	No	No	No	Yes	No	Yes	Yes
A029	208	TY103	0	Yes	Yes	No	No	Yes	No	Yes	Yes

REFER TO SPECIFICATION SECTION 087100 FOR ALL FINAL COORDINATION FOR DOOR HARDWARE.

### CAMERA SCHEDULE

DEVICE ID	CAM SENSOR COUNT (F=FIXED P=PTZ)	LEVEL	MOUNTING HEIGHT	DETAIL REFERENCE
V001	4F	FIRST FLOOR	12' - 0"	TY101/2
V002	4F	FIRST FLOOR	12' - 0"	TY101/2
V003	4F	FIRST FLOOR	12' - 0"	TY101/2
V004	4F	FIRST FLOOR	12' - 0"	TY101/2
V005	1F	FIRST FLOOR	12' - 0"	TY101/3
V006	1F	FIRST FLOOR	12' - 0"	TY101/3
V007	2F	FIRST FLOOR	8' - 6"	TY101/1
V008	1F	FIRST FLOOR	8' - 6"	TY101/1
V009	1F	FIRST FLOOR	8' - 6"	TY101/1
V010	1F	FIRST FLOOR	8' - 6"	TY101/1
V011	1F	FIRST FLOOR	8' - 6"	TY101/1
V012	1F	FIRST FLOOR	8' - 6"	TY101/1
V013	1F	FIRST FLOOR	8' - 6"	TY101/4
V014	2F	FIRST FLOOR	8' - 6"	TY101/1
V015	1F	FIRST FLOOR	8' - 4"	TY101/1
V016	1F	FIRST FLOOR	10' - 0"	TY101/1
V017	1F	FIRST FLOOR	8' - 4"	TY101/1
V018	1F	FIRST FLOOR	12' - 0"	TY101/3
V019	2F	FIRST FLOOR	15' - 0"	TY101/4
V020	2F	FIRST FLOOR	8' - 6"	TY101/1
V021	2F	FIRST FLOOR	8' - 6"	TY101/1
V022	2F	FIRST FLOOR	8' - 6"	TY101/1
V023	2F	FIRST FLOOR	8' - 6"	TY101/1
V024	2F	FIRST FLOOR	8' - 6"	TY101/1
V025	2F	FIRST FLOOR	8' - 6"	TY101/1
V026	2F	FIRST FLOOR	15' - 0"	TY101/4
V027	1F	FIRST FLOOR	8' - 6"	TY101/1
V028	1F	SECOND FLOOR	10' - 0"	TY101/1
V029	2F	SECOND FLOOR	9' - 0"	TY101/1
V030	2F	SECOND FLOOR	8' - 6"	TY101/1
V031	2F	SECOND FLOOR	8' - 6"	TY101/1
V032	2F	SECOND FLOOR	9' - 0"	TY101/1
V033	2F	SECOND FLOOR	9' - 0"	TY101/1
V034	2F	SECOND FLOOR	15' - 0"	TY101/4
V035	2F	SECOND FLOOR	15' - 0"	TY101/4
V036	1F	THIRD FLOOR	10' - 0"	TY101/1
V037	2F	THIRD FLOOR	15' - 0"	TY101/4
V038	2F	THIRD FLOOR	15' - 0"	TY101/4
V039	2F	THIRD FLOOR	9' - 0"	TY101/1
V040	2F	THIRD FLOOR	10' - 0"	TY101/1
V041	2F	THIRD FLOOR	8' - 6"	TY101/1
V042	2F	THIRD FLOOR	8' - 6"	TY101/1
V043	2F	THIRD FLOOR	8' - 6"	TY101/1
V044	1F	THIRD FLOOR	9' - 0"	TY101/1
V045	1F	FIRST FLOOR	8' - 6"	TY101/1
V046	4F	FIRST FLOOR	12' - 0"	TY101/3
V047	4F	FIRST FLOOR	12' - 0"	TY101/3
V048	2F	THIRD FLOOR	8' - 6"	TY101/1

Total: 48



EmbossDesign.com 906 Monmouth Street,  
(859)431-8612 Newport, KY 41071



**The Crossroads Center**  
2114 Reading Road, Cincinnati, Ohio

NO.	DESCRIPTION	DATE
1	PERMIT SET	08/09/24
2	ADDENDUM 1	08/29/24

SECURITY SCHEDULES

23-056

# TY601