

DASHED LINE INDICATES THE MINIMUM REQUIRED EXTENTS OF BLOCKING AS OUTLINED BELOW:

STUD CONTRACTOR TO PROVIDE IN-WALL BLOCKING WHICH ALLOWS FOR THE INSTALLATION OF GRAB BARS IN COMPLIANCE WITH CHAPTER 8 OF THE 2010 ADA AND CHAPTER 8 OF THE 2009 A117.1 (ANSI).

BLOCKING IS TO BE INSTALLED 4" MINIMUM PAST THE FARTHEST CENTERLINE EXTENT OF THE 36" LONG GRAB BAR MOUNTING PLATE.

IF THE GRAB BAR MOUNTING WALL IS CONCRETE, CMU OR A TOILET PARTITION IN LIEU OF STUDS VERIFY PROPER GRAB BAR ANCHORS ARE UTILIZED.

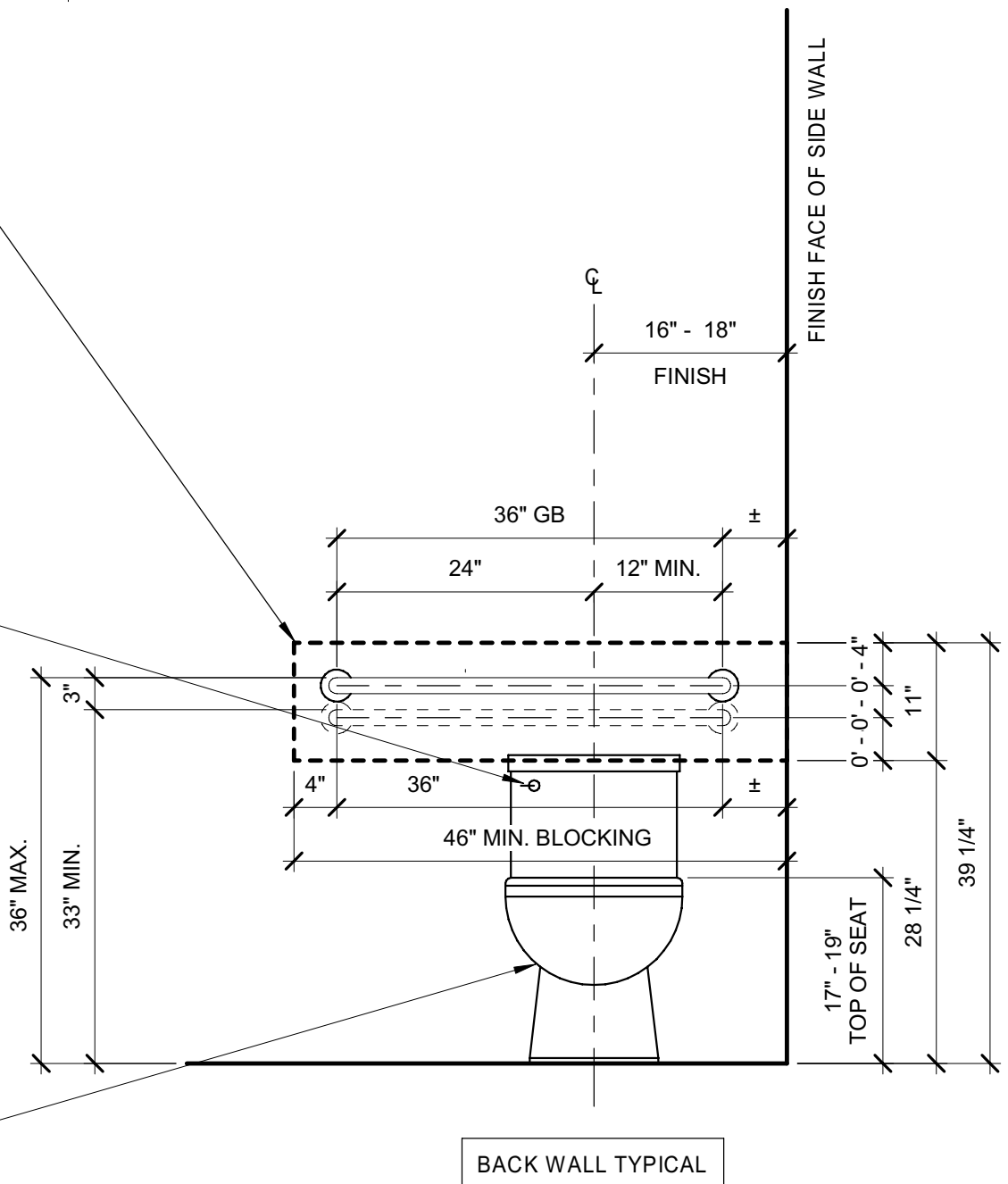
FLUSH CONTROLS ARE TO BE ON THE OPEN SIDE OF THE TOILET OPPOSITE OF THE SIDE WALL.

PLEASE NOTE

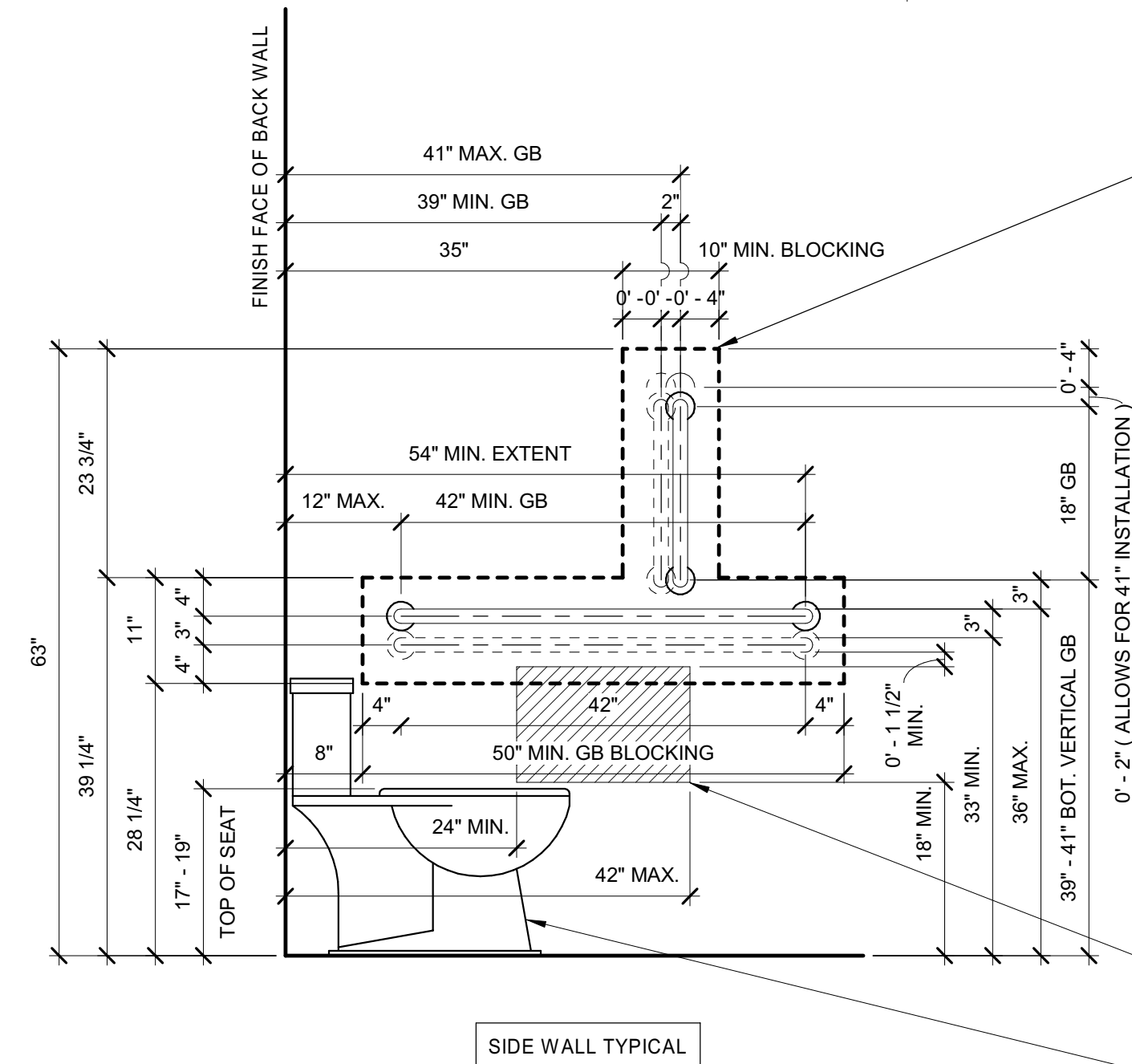
AS REQUIRED BY GOVERNING CODES HORIZONTAL GRAB BARS ARE DIMENSIONED TO THE TOP OF THEIR GRIPPING SURFACE.

THE TOP OF THE BACK WALL GRAB BAR AND THE TOP OF THE SIDE WALL GRAB BAR ARE TO ALIGN.

GENERIC REPRESENTATION OF TOILET SHOWN. SEE PLUMBING DRAWINGS AND SPECIFICATIONS FOR FIXTURE TYPE.



BACK WALL TYPICAL



SIDE WALL TYPICAL

DASHED LINE INDICATES THE MINIMUM REQUIRED EXTENTS OF BLOCKING AS OUTLINED BELOW:

STUD CONTRACTOR TO PROVIDE IN-WALL BLOCKING WHICH ALLOWS FOR THE INSTALLATION OF GRAB BARS IN COMPLIANCE WITH CHAPTER 8 OF THE 2010 ADA AND CHAPTER 8 OF THE 2009 A117.1 (ANSI).

BLOCKING IS TO BE INSTALLED 4" MINIMUM PAST THE FARTHEST CENTERLINE EXTENT OF GRAB BAR MOUNTING PLATES.

IF THE GRAB BAR MOUNTING WALL IS CONCRETE, CMU OR A TOILET PARTITION IN LIEU OF STUDS VERIFY PROPER GRAB BAR ANCHORS ARE UTILIZED.

PLEASE NOTE

AS REQUIRED BY GOVERNING CODES HORIZONTAL GRAB BARS ARE DIMENSIONED TO THE TOP OF THEIR GRIPPING SURFACE.

THE TOP OF THE BACK WALL GRAB BAR AND THE TOP OF THE SIDE WALL GRAB BAR ARE TO ALIGN.

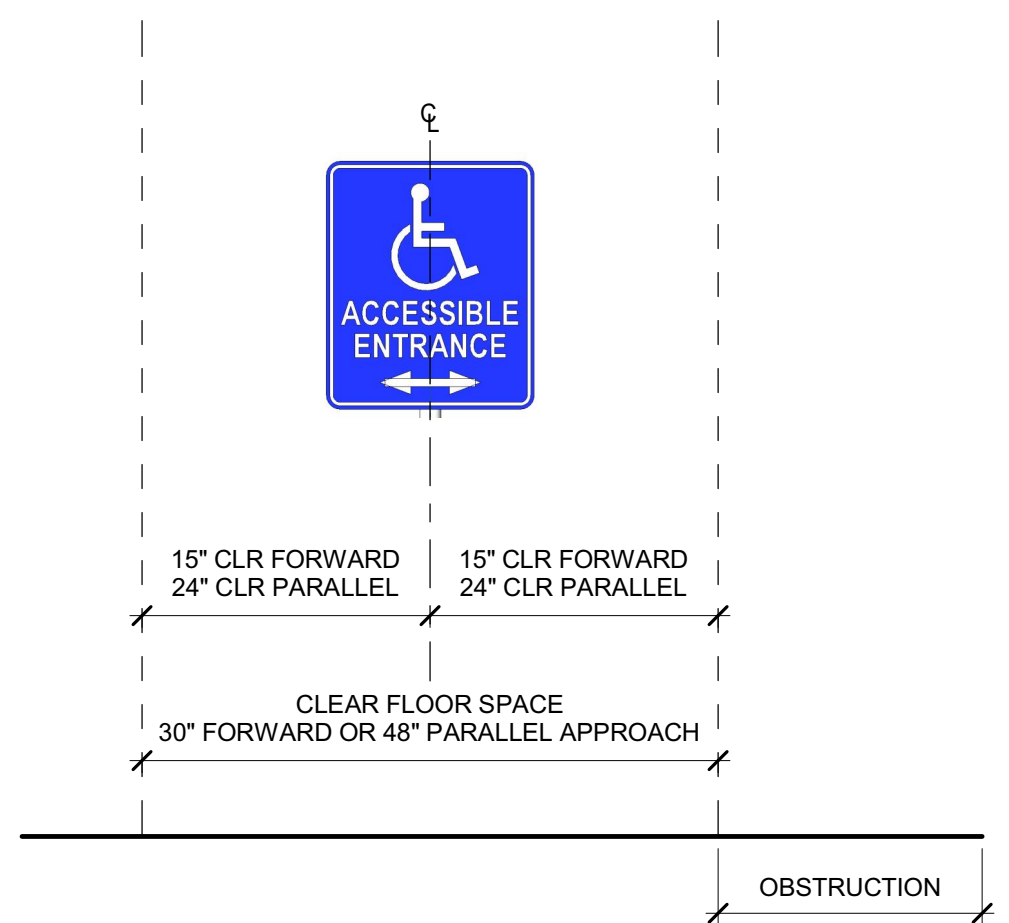
HATCHED AREA INDICATES THE ALLOWABLE ZONE FOR THE DISPENSING POINT OF A TOILET PAPER DISPENSER. THE DISPENSER ITSELF MUST BE 1 1/2" MINIMUM CLEAR BELOW THE GRAB BAR ABOVE.

GENERIC REPRESENTATION OF TOILET SHOWN. SEE PLUMBING DRAWINGS AND SPECIFICATIONS FOR FIXTURE TYPE.

EACH TOILET IDENTIFIED IN THE CONSTRUCTION DOCUMENTS AS AN ACCESSIBLE TOILET SHALL COMPLY WITH THIS DETAIL. A MINIMUM OF ONE TOILET IN EACH INDIVIDUAL ROOM WHERE TOILETS ARE PROVIDED, WHETHER OR NOT IDENTIFIED AS SUCH, SHALL BE ACCESSIBLE AND PROVIDE GRAB BARS (GB) WITH IN-WALL BLOCKING AS SHOWN IN THE ABOVE DETAILS. VERIFY ADDITIONAL MANUFACTURER REQUIREMENTS FOR GRAB BAR BLOCKING.

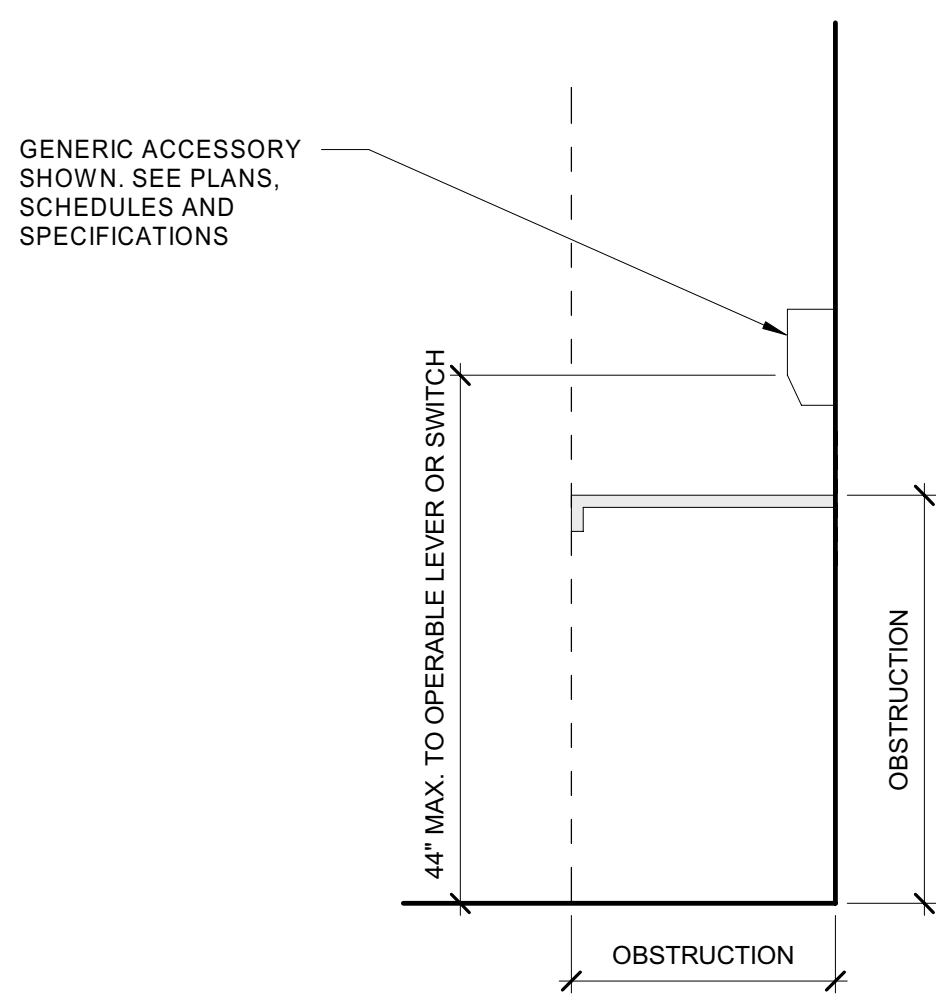
1 Accessibility Detail (ADA-ANSI) Accessible Toilet, Grab Bar and Blocking Requirements

A5.41 3/4" = 1'-0"

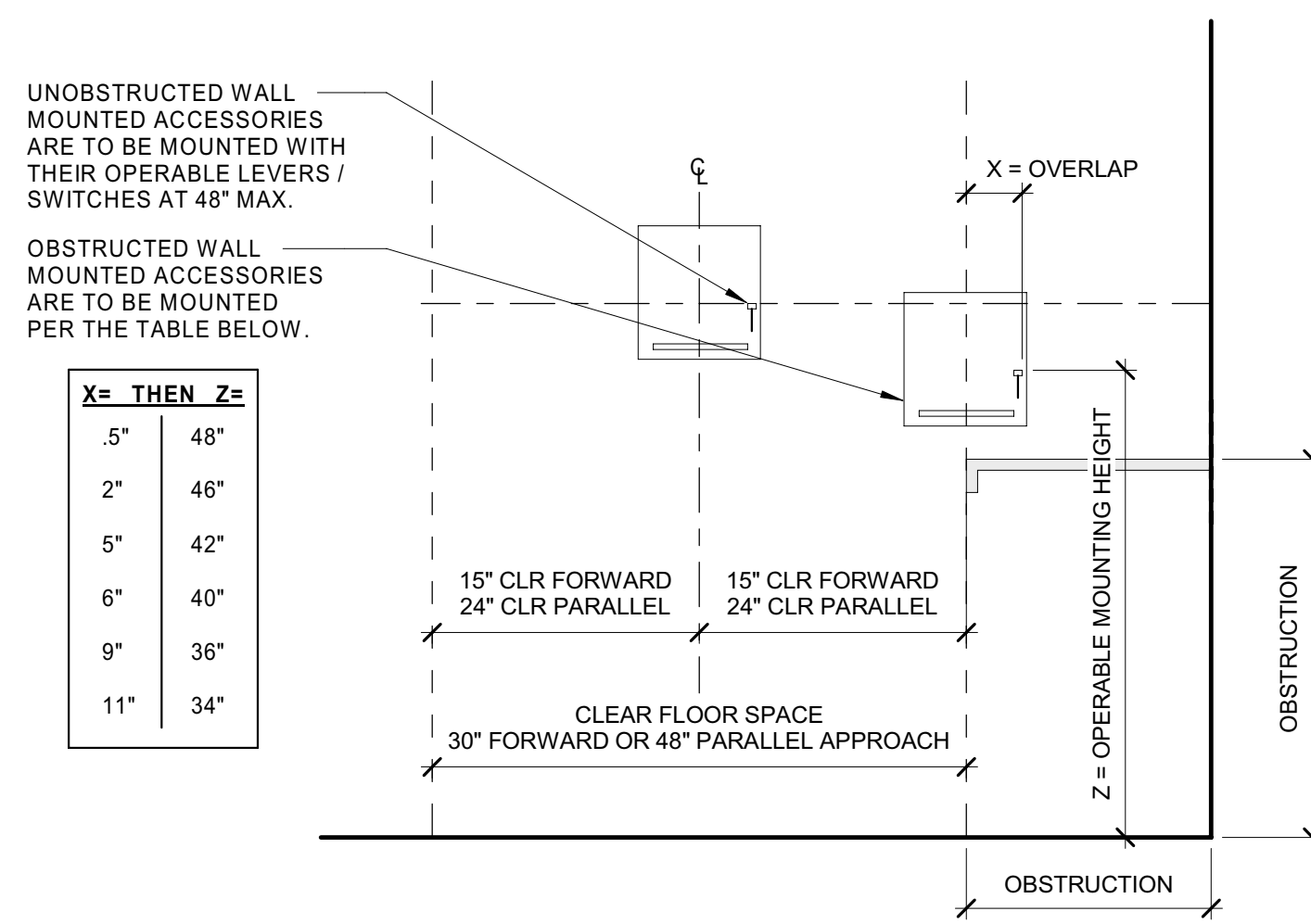


2 Detail Accessible Entrance Signage

A5.41 3/4" = 1'-0"



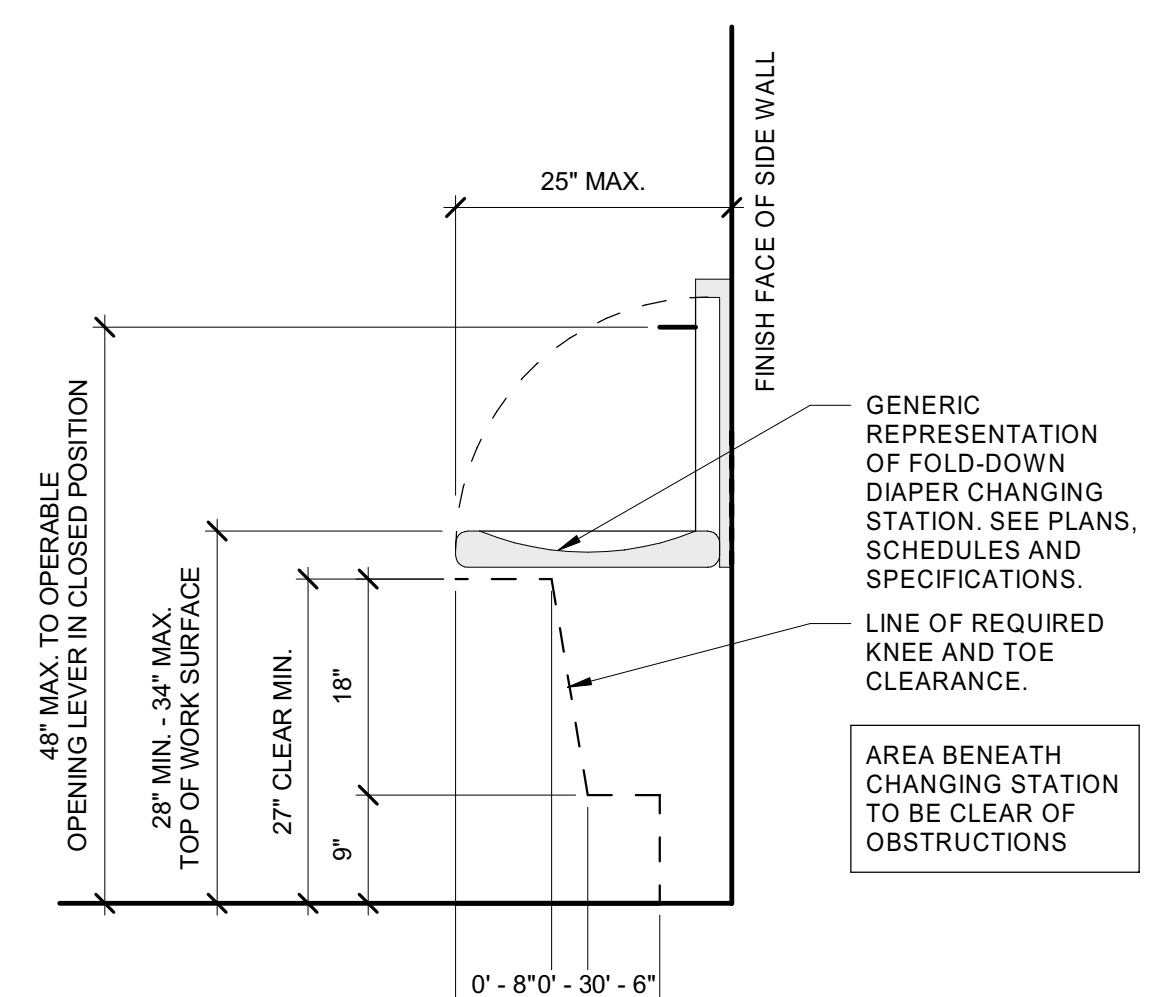
EACH OBSTRUCTED BACK WALL MOUNTED ACCESSORY SHALL BE MOUNTED TO COMPLY WITH DETAIL.



EACH SIDE WALL MOUNTED ACCESSORY SHALL BE MOUNTED TO COMPLY WITH DETAIL.

HOOKS NOT REQUIRED TO BE MOUNTED AT AN ACCESSIBLE HEIGHT ARE TO BE MOUNTED AT 68" UNLESS NOTED OTHERWISE. VERIFY MOUNTING HEIGHTS OF UNSPECIFIED HOOKS WITH ARCHITECT / INTERIOR DESIGNER PRIOR TO INSTALLATION.

HOOKS MOUNTED WITHIN SINGLE OCCUPANT RESTROOMS, ACCESSIBLE TOILET COMPARTMENTS AND AMBULATORY TOILET COMPARTMENTS SHALL COMPLY WITH THIS DETAIL.



WHERE PROVIDED EACH FOLD-DOWN DIAPER CHANGING STATION SHALL COMPLY WITH THIS DETAIL.

3 Accessibility Detail (ADA-ANSI) Back Wall Mounted Accessories

A5.41 3/4" = 1'-0"

4 Accessibility Detail (ADA-ANSI) Side Wall Mounted Accessories

A5.41 3/4" = 1'-0"

5 Accessibility Detail (ADA-ANSI) Wall and Door Hooks

A5.41 3/4" = 1'-0"

6 Accessibility Detail (ADA-ANSI) Fold-Down Diaper Changing Station

A5.41 3/4" = 1'-0"

626 North Illinois Street
Indianapolis, Indiana 46204
Phone: (317) 635-5030
Website: www.browningday.com

CRDV Findlay Market LLC
Owner

1733 W Lane Avenue
Columbus, Ohio 43221
(513) 559-0048
https://www.cohatch.com

The Model Group
Contractor

1828 Race Street
Cincinnati, Ohio 45202
(513) 559-0048
https://modelgroup.net

The Kleingers Group
Civil Engineer

6219 Centre Park Drive
West Chester Township, Ohio 45069
Phone: (513) 779-7851
Website: https://www.kleingers.com

Lawson Elser Engr
Structural Engineer

650 E. Carmel Dr., Suite 150
Carmel, IN 46032
Phone: (317) 574-9409x2
Website: www.lawsonelser.com

Gooderum & Assoc.
MEP Engineer

874 Cheltenham Way
Avon, IN 46123
Phone: (317) 506-8151

Brightstone Creative
Tenant Designer

25 North Street
Dublin, Ohio 43017
Phone: (614) 578-0249

COhatch
Tenant

1733 W Lane Avenue
Columbus, Ohio 43221
(513) 559-0048
https://www.cohatch.com



CERTIFICATION

Construction Documents

COhatch - Leader Building

132 W Elder St, Cincinnati,
Ohio, 45202

Project No.: 21023-A
Drawn By: Author
Checked By: Checker
Scale: See Drawing
Issue Date: November 18, 2022

REVISION SCHEDULE		
Rev. #	Revision Description	Issue Date
6	ADD #5	07-13-2022

Accessibility Details